

**THE UNITED REPUBLIC OF TANZANIA
MINISTRY OF HEALTH**



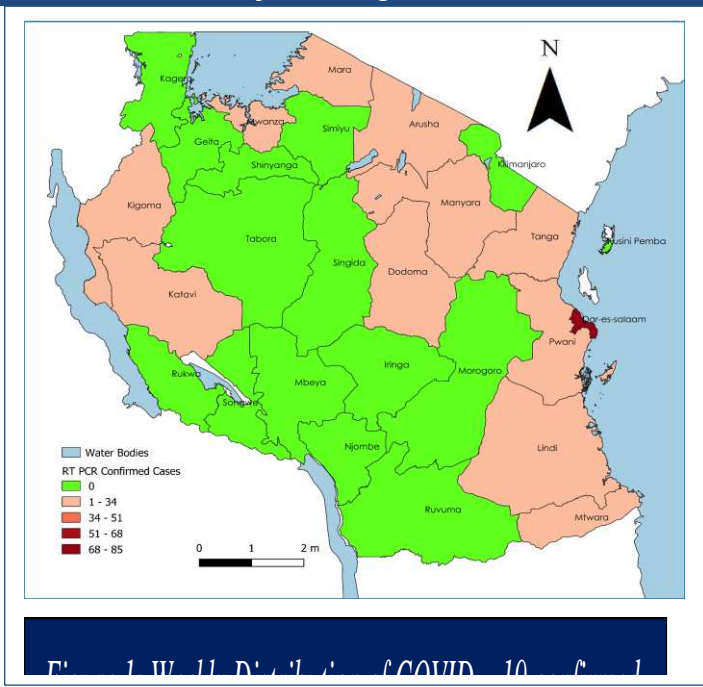
**COVID-19 WEEKLY SITUATION REPORT: NO. 51
From 27th August to 2nd September 2022**

Cumulative number of cases (PCR)	Cumulative incidence risk/100,00	Cumulative number of deaths	Case Fatality Rate (CFR)	Cumulative number of tests (PCR)	Cumulative number of tests (RDT)	Cumulative number of cases among HCWs
0						
35,703	58.3	808	2.26	563,468	295,132	3,351

1. Key highlights

Highlight 1: COVID-19 Cases, Deaths, and Laboratory Testing

- This week, 114 new cases were reported compared to 134 in the previous week, representing 14.9% decrease
- One new admission was reported this week
- No new death was reported
- The laboratory test by PCR has decreased from 2,991 the previous week to 2,615 this week
- Median test positivity rate (TPR) this week was 4.8(3.1 – 7.0) compared to 4.9 (Range: 3.2 – 5.6) in the previous week.
- Out of 4,206 suspects from health facilities this week, 110 (2.6%) tested positive for COVID 19 using Rapid Antigen Test. This is an increase by 5.8% from the 104 cases tested positive in the previous week.
- Cumulative total of 35,703 confirmed cases by RT PCR with a 6.3% Positivity Rate and cumulative total of 2,715 cases by Rapid Antigen Test with a 0.9% Positivity Rate.
- No new cases or deaths were reported among healthcare workers during the week.

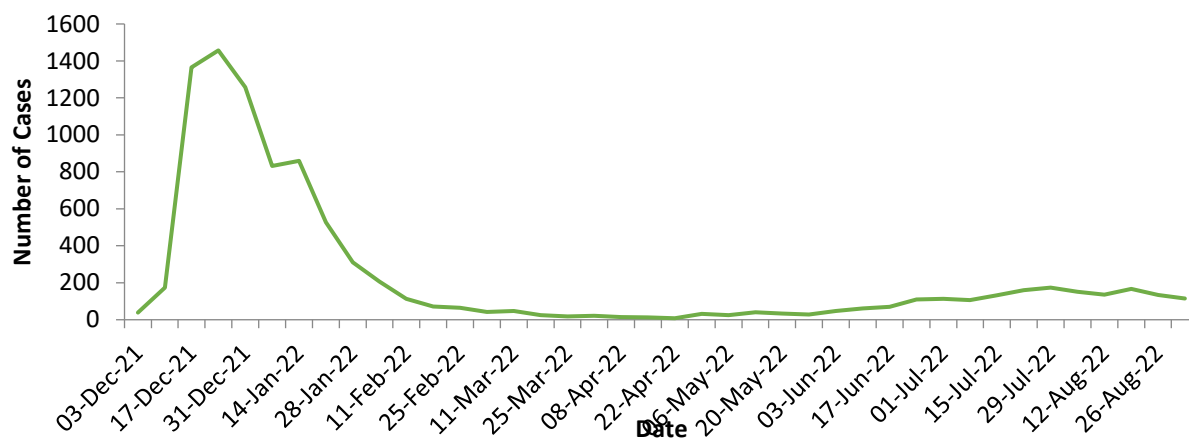


Highlight 2: COVID-19 Vaccination Status

- A total of **602,777** new people were vaccinated this week
- Cumulative number of **18,066,148** people are fully vaccinated.

1. Epidemiology and Surveillance

Weekly trend of COVID-19 RT-PCR Confirmed Cases from 3 Dec to 2 Sept, 2022



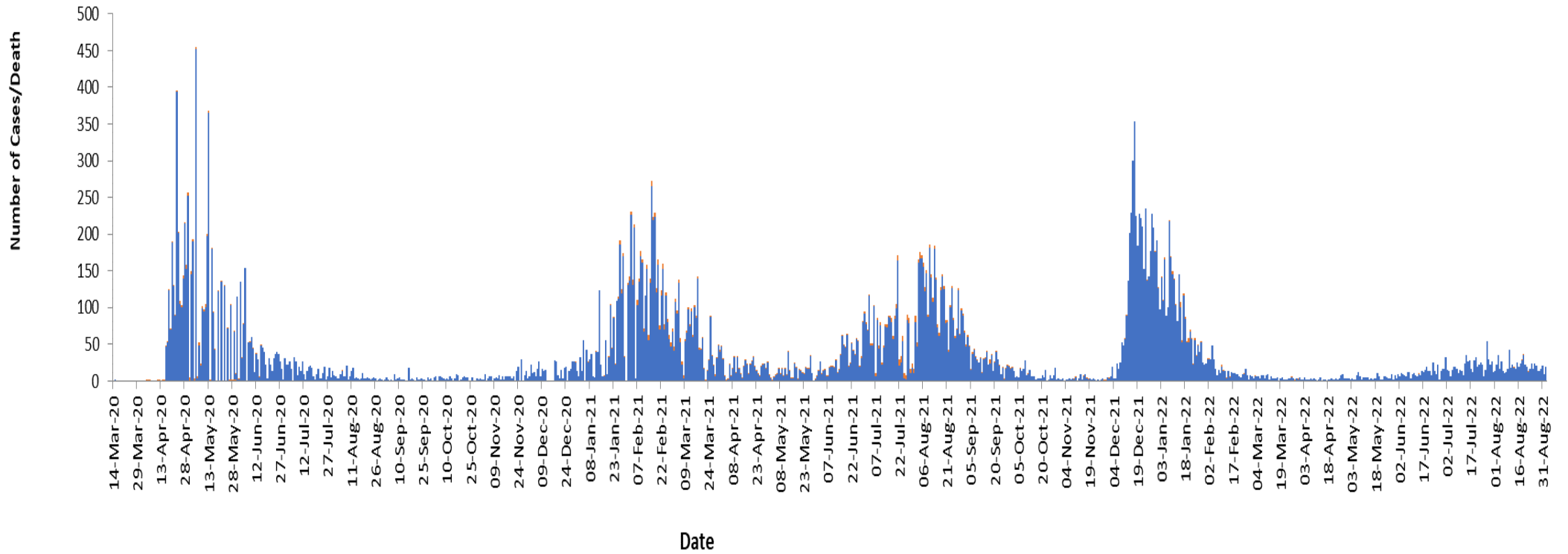
- From the beginning of year 2022, the number of newly confirmed cases out of those tested continued to decline up to end of May 2022. An increase in the number of newly confirmed cases has been observed starting from early June 2022. In the current week, there is a decrease in the number of newly confirmed cases reported, by **14.9%** compared to the previous week.

Table 1. Daily reporting of confirmed cases by RT-PCR, and deaths during the week

Date of reporting	Confirmed cases	Confirmed COVID-19 deaths
27 - Aug-22	21	0
28 - Aug-22	14	0
29 - Aug-22	13	0
30 - Aug -22	16	0
31 - Aug -22	21	0
01 - Sept -22	10	0
02 - Sept -22	19	0

COVID-19 Epidemiological situation

Figure 2: COVID – 19 Confirmed Cases and Deaths, from March 2020 to 2th September 2022 Tanzania Mainland



A. Laboratory Testing	
Total number of new tests performed (RT PCR)	2,615
New tests performed for exiting travellers (RT PCR)	2,427
Cumulative number of tests (RT PCR)	563,468
New screening tests performed for arriving travellers at PoE (RDT)	1,239
Total number Rapid Antigen Tests performed in HFs	4,206

B. Bed occupancy on 2 September 2022	
Total COVID-19 beds	4,361
Number of COVID-19 beds occupied at the end of the day	3
Total ICU beds	237
Number of ICU beds occupied at the end of the day	0

C. Vaccination	
New People vaccinated during the week 1 st Dose (Sinopharm)	74,467
New People vaccinated during the week 2 nd Dose (Sinopharm)	60,170
Cumulative number of people vaccinated with 1 st dose of Sinopharm	3,441,803
Cumulative number of people vaccinated with 2 nd dose of Sinopharm	2,530,064
New people vaccinated with Janssen during the week	384,820
Cumulative number of people vaccinated with Janssen (JJ)	13,793,944
New people vaccinated with 1 st dose of Pfizer	2,242
New people vaccinated with 2 nd dose of Pfizer	4,509
Cumulative number of people vaccinated with 1 st dose of Pfizer	1,835,282
Cumulative number of people vaccinated with 2 nd dose of Pfizer	1,330,432
New people vaccinated with 1 st dose of Moderna	-
New people vaccinated with 2 nd dose of Moderna	-
Cumulative number of people vaccinated with 1 st dose of Moderna	166,218
Cumulative number of people vaccinated with the 2 nd dose of Moderna	98,415
New people vaccinated with 1 st dose of Sinovac	36,254
New people vaccinated with 2 nd dose of Sinovac	40,315
Cumulative number of people vaccinated with 1 st dose of Sinovac	767,019
Cumulative number of people vaccinated with 2 nd dose of Sinovac	293,293
Cumulative number of people fully vaccinated in the URT	18,066,148

Key interventions

Surveillance

- Continued with sensitization of regions to send daily reports on diseases prone to outbreak including COVID-19.
- Prepare COVID-19 Sitrep no.51.

Points of Entry (PoE).

- a) Screening of travellers at Points of Entry was done. A total of **163,033** travellers were screened of whom **43,310 (26.6%)** were international travellers, **107,357 (65.8%)** domestic and **12,366 (7.6%)** were crew. Out of the screened traveller's **1,239 (0.8 %)** were screened for COVID 19 using a rapid antigen test.
- b) Verification of COVID-19 certificates was performed to overcome the challenge of counterfeit certificates. A total of **1,472** certificates were verified and none of them were counterfeit.

Risk Communication and Community Engagement (RCCE)

- Disseminated COVID-19 messages through social media, national Radios, and TV as well as community radios countrywide.
- Continued with community-based initiatives countrywide through community outreach programs which are being implemented engaging vaccinators, Community Health Workers, and other community influencers to promote and enable community uptake of COVID-19 vaccines.
- Continued with implementation of a strategy to utilize different events, reaching out to places of work and Institutions for COVID-19 health education and COVID-19 vaccines services provision.

Logistic

- Received and analysed reports on the availability of Covid-19 health commodities from registered health facilities on COVID PORTAL
- Made a follow-up on the number of registered health facilities that did not reports on the COVID PORTAL electronic system. On this week of Friday 02nd September, 2022, a total of 163 (73.1%) out of 223 HFs submitted the reports on time.
- Made a follow up on clearing process of donated health commodities from France government.

Vaccination pillar

- Receiving 1,344,000 JJ doses on 1st September 2022
- Conducted supervision of COVID 19 vaccination interventions at regions and Councils levels.
- Provided technical support to COVID 19 information system including CHANJO COVID.

Water Sanitation Hygiene (WASH)

- Continued with inspection of premises (Institutions, public places, and households) to assess implementation of WASH interventions related to COVID 19 by assessing availability and utilization of hand hygiene facilities, 80.1% of inspected premises had hand hygiene facilities.

Distribution of cases and deaths by region

Table 1. COVID-19 confirmed cases and deaths by region, this week, and the previous week

Region	New Cases this week	New cases the previous week	Percentage change in new cases
ARUSHA	5	7	-28.6
DAR ES SALAAM	85	103	-17.5
DODOMA	1	0	100.0
GEITA	0	0	0.0
IRINGA	0	0	0.0
KAGERA	0	0	0.0
KATAVI	1	0	100.0
KIGOMA	1	7	-85.7
KILIMANJARO	0	1	-100.0
LINDI	2	0	200.0
MANYARA	3	0	300.0
MARA	2	2	0.0
MBEYA	0	4	-400.0
MOROGORO	0	0	0.0
MTWARA	1	1	0.0
MWANZA	11	9	22.2
NJOMBE	0	0	0.0
PWANI	1	0	100.0
RUKWA	0	0	0.0
RUVUMA	0	0	0.0
SHINYANGA	0	0	0.0
SIMIYU	0	0	0.0
SINGIDA	0	0	0.0
SONGWE	0	0	0.0
TABORA	0	0	0.0
TANGA	1	0	100.0
TOTAL	114	134	-14.93

Table 2. COVID-19 Testing Rate and Test Positivity Rate (PCR)

Region	PREVIOUS WEEK				THIS WEEK			
	Number of Tests	Test per 100000 Pop	Number of positive tests	Test Positivity Rate	Number of tests	Tests per 100000	Number of positive tests	Test Positivity Rate
ARUSHA	173	7.8	7	3.2	168	7.6	5	3.0
DAR ES SALAAM	2465	43.6	103	5.0	2090	37.0	85	4.1
DODOMA	59	2.1	0	0	46	1.6	1	2.2
GEITA	0	-	0	0	0	-	0	0
IRINGA	15	1.2	0	0	0	-	0	0
KAGERA	0	-	0	50	1	0.0	0	0
KATAVI	2	0.2	0	0	1	0.1	1	100
KIGOMA	85	2.8	7	18	54	1.8	1	1.9
KILIMANJARO	30	1.5	1	0	34	1.7	0	0
LINDI	0	-	0	0	10	0.9	2	20
MANYARA	0	-	0	0	36	1.8	3	8.3
MARA	9	0.3	2	6.25	13	0.5	2	15.4
MBEYA	26	1.1	4	11.9	23	1.0	0	0
MOROGORO	10	0.3	0	0	8	0.3	0	0
MTWARA	17	1.1	1	0	1	0.1	1	100
MWANZA	81	2.0	9	14.9	48	1.2	11	22.9
NJOMBE	0	-	0	0	0	-	0	0
PWANI	9	0.6	0	0	62	4.5	1	1.6
RUKWA	0	-	0	14.3	0	-	0	0
RUVUMA	0	-	0	0	13	0.7	0	0
SHINYANGA	3	0.1	0	0	1	0.0	0	0
SIMIYU	0	-	0	0	0	-	0	0
SINGIDA	0	-	0	0	1	0.1	0	0
SONGWE	0	-	0	0	0	-	0	0
TABORA	0	-	0	0	0	-	0	0
TANGA	7	0.3	0	8.3	5	0.2	1	20
Total	2991	4.9	134	4.5	2991	4.9	114	3.8