

**THE UNITED REPUBLIC OF TANZANIA  
MINISTRY OF HEALTH**



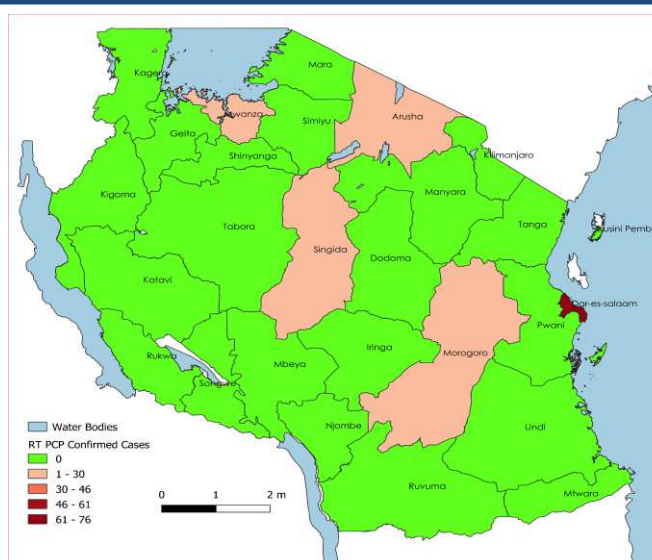
**COVID-19 WEEKLY SITUATION REPORT: NO. 53  
From 10<sup>th</sup> – 16<sup>th</sup> September 2022**

Cumulative number of cases (PCR)	Cumulative incidence risk/100000	Cumulative number of deaths	Case Fatality Rate (CFR)	Cumulative number of tests (PCR)	Cumulative number of tests (RDT)	Cumulative number of cases among HCWs
<b>35,873</b>	<b>58.3</b>	<b>808</b>	<b>2.26</b>	<b>567,917</b>	<b>303,714</b>	<b>3,351</b>

**1. Key highlights**

**Highlight 1: COVID-19 Cases, Deaths, and Laboratory Testing**

- This week, 87 new cases were reported compared to 83 in the previous week, representing 4.8% increase.
- One new admission was reported in the week.
- No new death was reported in the week
- The RT PCR tests done have decreased from 2,991 the previous week to 2,205 this week.
- The median test positivity rate (TPR) was 3.9 (2.4 – 6.1) in the week compared to .3 (1.7 – 8.0) in the previous week.
- Out of 4,402 suspects from health facilities, 65 (1.5%) tested positive for COVID-19 using Rapid Antigen Test in the week. This is a decrease by 18.8% from the 80 cases tested positive in the previous week.
- Cumulative total of 35,873 confirmed cases by RT PCR with a 6.3% Positivity Rate and cumulative total of 2,860 cases confirmed by Rapid Antigen Test with a 0.9% Positivity Rate.
- No new cases or deaths were reported among healthcare workers during the week.
- In the week, a total of 56 COVID-19 alerts were validated

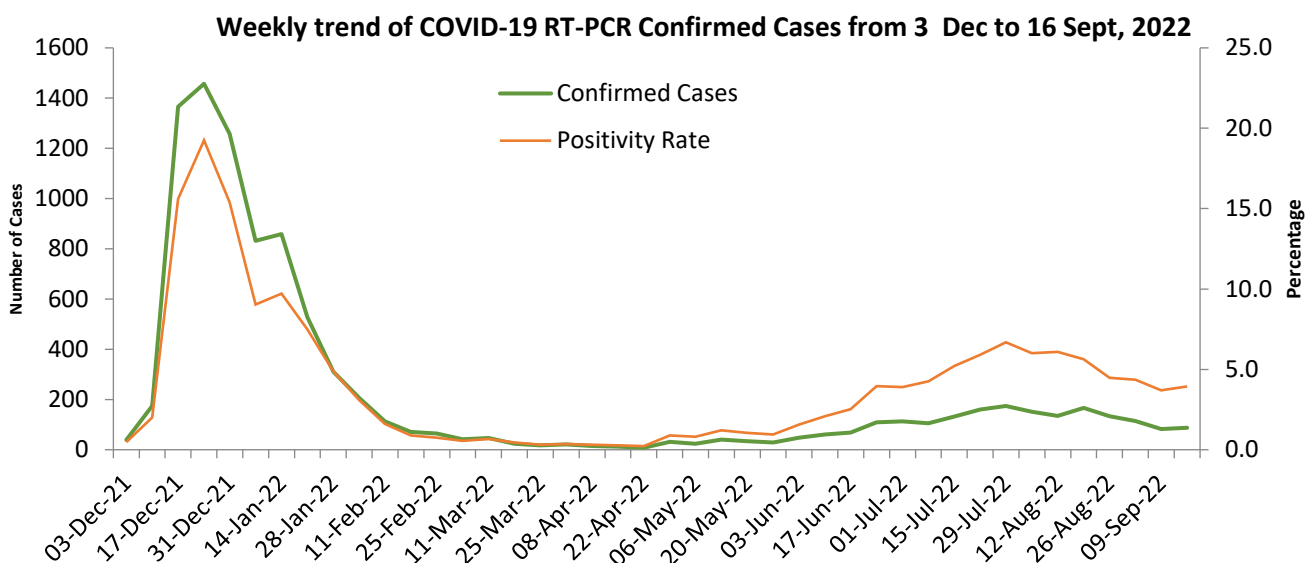


*Figure 1: Weekly Distribution of COVID – 19 confirmed cases, Tanzania Mainland*

**Highlight 2: COVID-19 Vaccination Status**

- A total of **686,154** new people were vaccinated in the week
- Cumulative number of **19,127,011** people were fully vaccinated.

# 1. Epidemiology and Surveillance



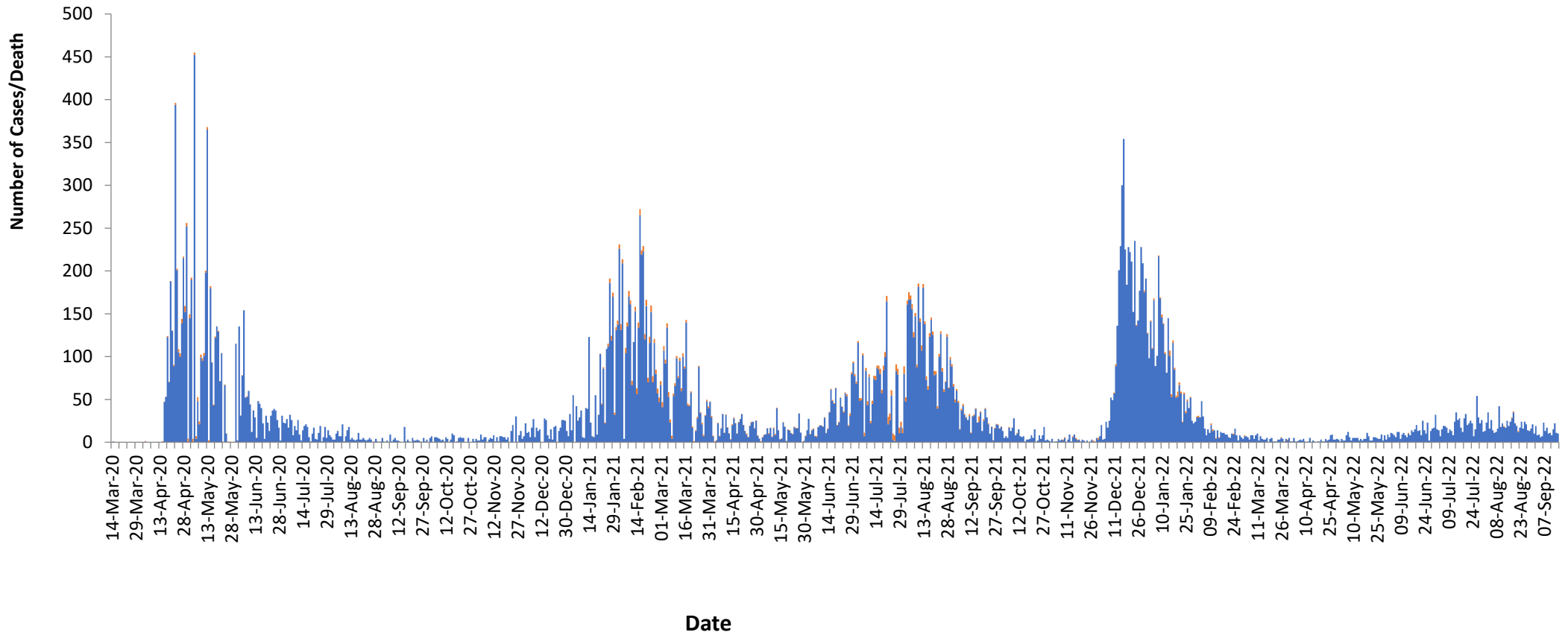
- From the beginning of year 2022, the number of newly confirmed cases out of those tested continued to decline up to end of May 2022. An increase in the number of newly confirmed cases was observed starting from early June 2022. In the reporting week, there had been a decrease in the reported number of newly confirmed cases by **4.8%** compared to the previous week.

**Table 1. Daily reporting of confirmed cases by RT-PCR, and deaths during the week**

Date of reporting	Confirmed cases	Confirmed COVID-19 deaths
10 - Sep-22	10	0
11 - Sep-22	11	0
12 - Sep-22	8	0
13 - Sep-22	15	0
14 - Sep-22	22	0
15 - Sep-22	11	0
16 - Sep-22	10	0

## COVID-19 Epidemiological situation

Figure 2: COVID – 19 Confirmed Cases and Deaths, from March 2020 to 16<sup>th</sup> September, 2022 Tanzania Mainland



<b>A. Laboratory Testing</b>	
Total number of new tests performed (RT PCR)	2,205
New tests performed for exiting travellers (RT PCR)	2,058
Cumulative number of tests (RT PCR)	567,917
New screening tests performed for arriving travellers at PoE (RDT)	390
Total number Rapid Antigen Tests performed in HFs	4,402

<b>B. Bed occupancy on 16 September 2022</b>	
Total COVID-19 beds	4,361
Number of COVID-19 beds occupied at the end of the day	0
Total ICU beds	237
Number of ICU beds occupied at the end of the day	0

<b>C. Vaccination</b>	
New People vaccinated during the week 1 <sup>st</sup> Dose (Sinopharm)	53,164
New People vaccinated during the week 2 <sup>nd</sup> Dose (Sinopharm)	58,797
Cumulative number of people vaccinated with 1 <sup>st</sup> dose of Sinopharm	3,548,874
Cumulative number of people vaccinated with 2 <sup>nd</sup> dose of Sinopharm	2,636,080
New people vaccinated with Janssen during the week	502,711
Cumulative number of people vaccinated with Janssen (JJ)	14,667,102
New people vaccinated with 1 <sup>st</sup> dose of Pfizer	6,351
New people vaccinated with 2 <sup>nd</sup> dose of Pfizer	7,642
Cumulative number of people vaccinated with 1 <sup>st</sup> dose of Pfizer	1,843,717
Cumulative number of people vaccinated with 2 <sup>nd</sup> dose of Pfizer	1,341,328
New people vaccinated with 1 <sup>st</sup> dose of Moderna	-
New people vaccinated with 2 <sup>nd</sup> dose of Moderna	-
Cumulative number of people vaccinated with 1 <sup>st</sup> dose of Moderna	166,218
Cumulative number of people vaccinated with the 2 <sup>nd</sup> dose of Moderna	98,415
New people vaccinated with 1 <sup>st</sup> dose of Sinovac	25,303
New people vaccinated with 2 <sup>nd</sup> dose of Sinovac	32,186
Cumulative number of people vaccinated with 1 <sup>st</sup> dose of Sinovac	817,882
Cumulative number of people vaccinated with 2 <sup>nd</sup> dose of Sinovac	364,086
Cumulative number of people fully vaccinated in the URT	19,127,011

## Key interventions

### Surveillance

- Conducted training of IDSR Third Edition guidelines to three councils in Iringa region. 18 CHMTs and 175 surveillance officers from health facilities were trained.
- Continued with sensitization of the regions to send daily reports on outbreak prone diseases including COVID-19.
- Prepared COVID-19 SitRep no. 52.

### Points of Entry

- Screening of travellers at Points of Entry was done. A total of **142,327** travellers were screened of whom **42,178 (29.6%)** were international travellers, **87,843 (61.7%)** domestic and **12,306 (8.6%)** were crew. Out of the screened travellers **735 (0.5%)** were screened for COVID-19 using a rapid antigen test.
- Verification of COVID-19 certificates was performed to overcome the challenge of counterfeit certificates. A total of **1,729** certificates were verified and none of them were counterfeit.

### Case Management Pillar

- Conducted pilot assessment on distribution, and usage of oxygen in four hospitals namely Manyara RRH, Kibong'oto hospital, Meru and Hai District Hospitals in Kilimanjaro, Manyara and Arusha Region

### Risk Communication and Community Engagement (RCCE)

- Utilized different events, work places and institutions for provision of COVID-19 health education and COVID-19 vaccine services.
- Promoted and enabled community uptake of COVID-19 vaccines through community-based initiatives.
- Disseminated COVID-19 messages through social media, national Radios and TV as well as community radios countrywide.

### Vaccination pillar

- Conducting COVID-19 Technical working group meeting from 13<sup>th</sup> – 15<sup>th</sup> September, 2022. The main objective of the meeting was to discuss and plan for COVID-19 Delivery Support (CDS) funds from GAVI for COVID-19 vaccination interventions (Acceleration plan).
- Convened one day stakeholders meeting for introducing a new COVID-19 vaccination project for supporting Geita and Songwe regions to be funded by GIZ and expected to be implemented by AMREF and BMF.
- Supervision of COVID-19 vaccination interventions at regions and Councils level
- Technical support to COVID 19 information system including CHANJO COVID.

### Logistic Pillar

- Update users and facility information about the COVID portal system and its application
- Received and analysed reports on the availability of COVID-19 health commodities from registered health facilities on COVID PORTAL

- Made follow-up on the number of registered health facilities that did not report on the COVID PORTAL electronic system. On the reporting week, a total of 166 (74.4%) out of 223 HF's submitted the reports on time.
- Coordinated the importation permit of voltage stabilizers, oxygen nasal prongs and humidifier bottles from UNICEF.
- Prepared the distribution list of N95 Masks from the French government.
- Facilitated the preparation of the first draft of the Zanzibar Emergency Supply Chain Operational Guideline (ZESCOG)

#### **WASH Pillar**

- Continued with inspection of premises (Institutions, public places and households) to assess implementation of WASH interventions related to COVID 19 by assessing availability and utilization of hand hygiene facilities and sensitizing hand hygiene practices. About 74.4% of inspected premises in all 26 regions of Tanzania main land had hand hygiene facilities

#### **Coordination Pillar**

- Conducted COVID-19 risk assessment and conducted a meeting to discuss the way forward on the preventive and social measures to be imposed and further analysis to be conducted for more guidance

## Distribution of cases and deaths by region

**Table 1. COVID-19 confirmed cases and deaths by region, this week, and the previous week**

Region	New Cases this week	New cases the previous week	Percentage change in new cases
ARUSHA	3	5	0
DAR ES SALAAM	76	67	-21.2
DODOMA	0	1	0
GEITA	0	0	0
IRINGA	0	0	0
KAGERA	0	0	0
KATAVI	0	0	-100
KIGOMA	0	0	-100
KILIMANJARO	0	1	100
LINDI	0	0	-100
MANYARA	0	0	-100
MARA	0	2	0
MBEYA	0	2	200
MOROGORO	3	0	0
MTWARA	0	0	-100
MWANZA	3	5	-54.5
NJOMBE	0	0	0
PWANI	0	0	-100
RUKWA	0	0	0
RUVUMA	0	0	0
SHINYANGA	0	0	0
SIMIYU	0	0	0
SINGIDA	2	0	0
SONGWE	0	0	0
TABORA	0	0	0
TANGA	0	0	-100
<b>TOTAL</b>	<b>87</b>	<b>83</b>	<b>-27.19</b>

**Table 2. COVID-19 Testing Rate and Test Positivity Rate (PCR)**

Region	PREVIOUS WEEK				THIS WEEK			
	Number of Tests	Test per 100000 Pop	Number of positive tests	Test Positivity Rate	Number of tests	Tests per 100000	Number of positive tests	Test Positivity Rate
ARUSHA	190	8.60	5	2.6	113	5.12	3	2.7
DAR ES SALAAM	1804	31.94	67	3.7	1895	33.55	76	4.0
DODOMA	64	2.27	1	3.1	50	1.78	0	0
GEITA	0	-	0	0.0	0	-	0	0
IRINGA	2	0.17	0	0.0	3	0.25	0	0
KAGERA	1	0.03	0	0.0	2	0.06	0	0
KATAVI	0	-	0	0.0	0	-	0	0
KIGOMA	20	0.67	0	0.0	0	-	0	0
KILIMANJARO	24	1.17	1	4.2	16	0.78	0	0
LINDI	0	-	0	0.0	0	-	0	0
MANYARA	0	-	0	0.0	0	-	0	0
MARA	9	0.35	2	22.2	10	0.39	0	0
MBEYA	29	1.24	2	6.9	13	0.55	0	0
MOROGORO	9	0.31	0	0.0	25	0.87	3	12
MTWARA	1	0.07	0	0.0	1	0.07	0	0
MWANZA	75	1.81	5	6.7	57	1.37	3	5.3
NJOMBE	0	-	0	0.0	0	-	0	0
PWANI	7	0.50	0	0.0	1	0.07	0	0
RUKWA	0	-	0	0.0	0	-	0	0
RUVUMA	0	-	0	0.0	0	-	0	0
SHINYANGA	1	0.05	0	0.0	5	0.24	0	0
SIMIYU	0	-	0	0.0	0	-	0	0
SINGIDA	0	-	0	0.0	12	0.66	2	16.7
SONGWE	0	-	0	0.0	0	-	0	0
TABORA	0	-	0	0.0	0	-	0	0
TANGA	8	0.31	0	0.0	2	0.08	0	0
<b>Total</b>	<b>2244</b>	<b>3.66</b>	<b>83</b>	<b>3.7</b>	<b>2205</b>	<b>3.60</b>	<b>87</b>	<b>3.9</b>