

THE UNITED REPUBLIC OF TANZANIA
MINISTRY OF HEALTH



COVID-19 SITUATION REPORT: NO. 43
From 2nd to 8th July 2022

1. Key highlights

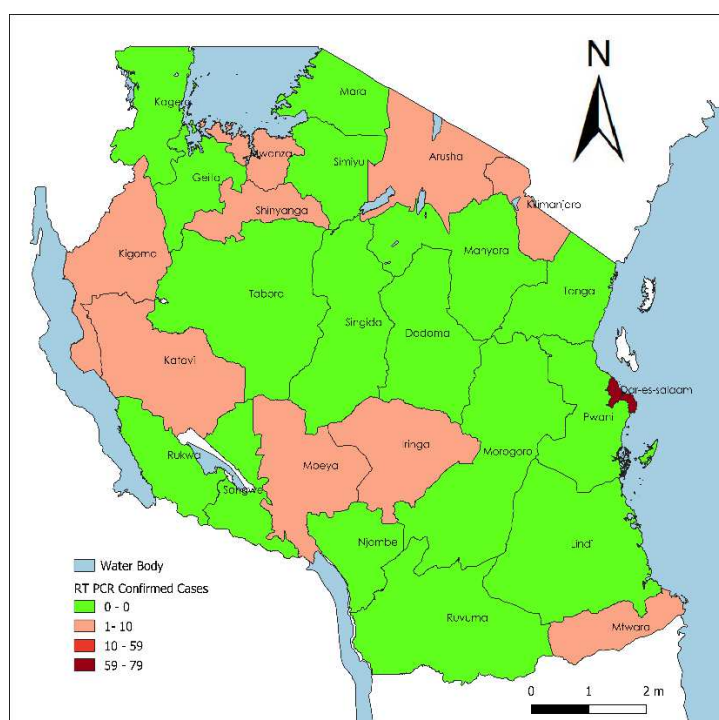
Highlight 1: COVID-19 Cases, Deaths and Laboratory Testing

- Cumulative total of **542,336** laboratory tests performed by RT PCR and **220,211** by RDTs
- A total of **2,486** new laboratory tests (RT PCR) performed during the week
- **Less new confirmed cases (106) by PCR** with a positivity rate of **4.3%** were reported during the week, compared to those reported in the previous week (**113 new cases**), showing a **6.2% decrease**
- Out of **19,314** suspects from health facilities in the week, **232 (1.2%)** tested positive for COVID 19 using Rapid Antigen Test
- Cumulative total of **34,537** confirmed cases by RT PCR with a **6.4%** positivity rate and cumulative total of **1,229** cases by Rapid Antigen Test with a **0.6%** positivity rate
- Cumulative total of **804** deaths (**CFR 2.3%**) reported since March, 2020
No new death reported during the week
- **No new cases or deaths** were reported among healthcare workers during the week. Cumulative total of **3,351** confirmed cases among healthcare workers
- No newly admitted patients were reported during the week

Highlight 2: COVID-19 Vaccination Status

- A total of **1,526,532** new people vaccinated during this week
- Cumulative total of **9,285,517** people fully vaccinated to-date

Highlight 3: Geographical Distribution of COVID-19 Cases from 02 to 08th July 2022 Tanzania Mainland

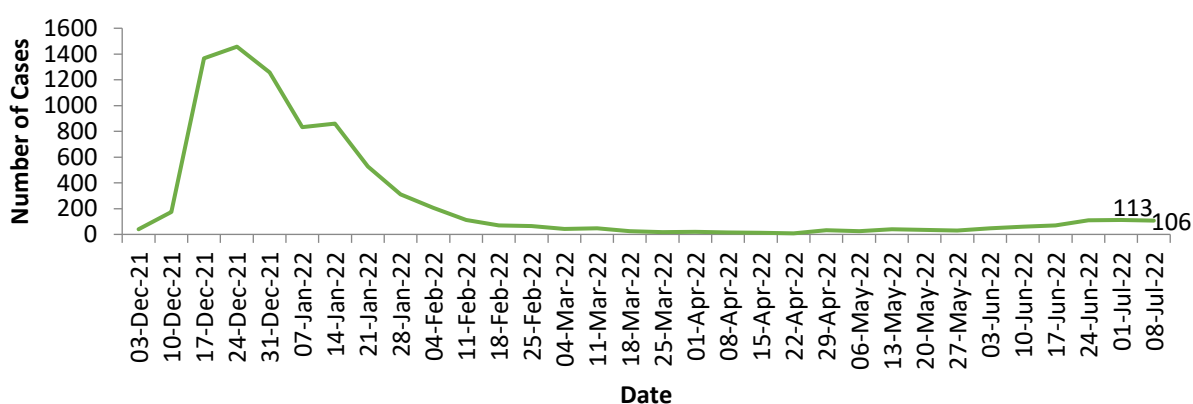


2. Epidemiology and Surveillance

A. Cases, Deaths and Alerts

New confirmed cases by RT PCR during the week	106
Cumulative confirmed cases by RT PCR	34,537
New deaths during the week	0
Cumulative deaths	804
Number of alerts validated during the week	30

Weekly trend of COVID-19 RT-PCR Confirmed Cases from 3 Dec to 8 July, 2022



- From the beginning of year 2022, the number of newly confirmed cases continued to decline up to end of May 2022. An increase in the number of newly confirmed cases has been observed starting from early June 2022. In the current week, there is a decrease by **6.2%** in the number of newly confirmed cases reported from the previous week.

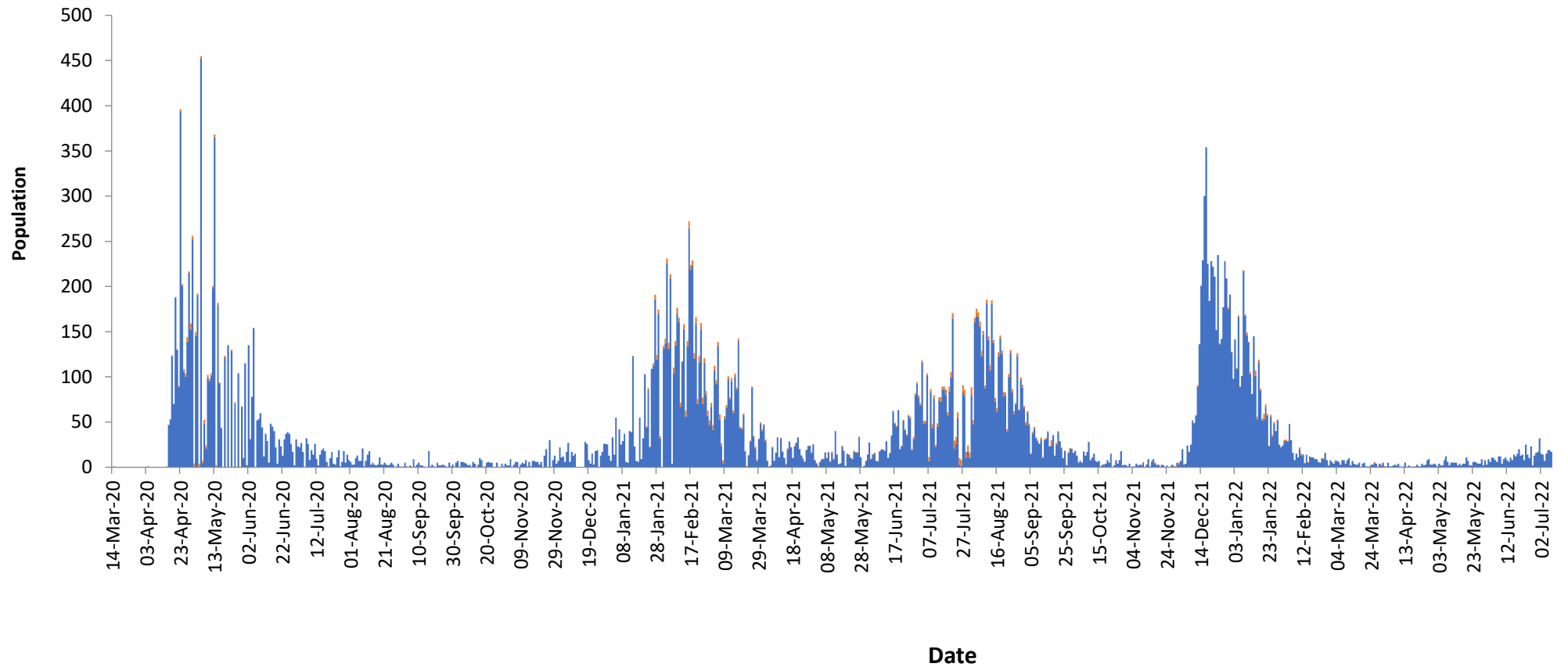
Table 1. Daily reporting of confirmed cases by RT-PCR, and deaths during the week

Date of reporting	Confirmed cases	Confirmed COVID-19 deaths
02- July-22	15	0
03- July-22	14	0
04- July-22	7	0
05- July-22	15	0
06- July-22	19	0
07- July-22	19	0
08- July-22	17	0

COVID-19 Epidemiological situation

Figure 2: COVID – 19 Confirmed Cases and Deaths, from March, 2020 to 08th July, 2022 Tanzania Mainland

Confirmed Cases and deaths from March 2021 to July, 2022 in Tanzania Mainland



B. Laboratory Testing	
Total number of new tests performed (RT PCR)	2486
New tests performed for exiting travellers (RT PCR)	2,423
Cumulative number of tests (RT PCR)	542,336
New screening tests performed for arriving travellers at PoE (RDT)	1,948
Total number Rapid Antigen Tests performed in HFs	19,314

C. Bed occupancy on 08th July 2022	
Total COVID-19 beds	4,361
Number of COVID-19 beds occupied at the end of the day	0
Total ICU beds	237
Number of ICU beds occupied at the end of the day	0

D. Vaccination	
New People vaccinated during the week 1 st Dose (Sinopharm)	25,806
New People vaccinated during the week 2 nd Dose (Sinopharm)	56,056
Cumulative number of people vaccinated with 1 st dose of Sinopharm	2,656,371
Cumulative number of people vaccinated with 2 nd dose of Sinopharm	1,991,367
New people vaccinated with Janssen during the week	1,376,134
Cumulative number of people vaccinated with Janssen (JJ)	5,889,193
New people vaccinated with 1 st dose of Pfizer	5,702
New people vaccinated with 2 nd dose of Pfizer	11,069
Cumulative number of people vaccinated with 1 st dose of Pfizer	1,768,888
Cumulative number of people vaccinated with 2 nd dose of Pfizer	1,196,453
New people vaccinated with 1 st dose of Moderna	-
New people vaccinated with 2 nd dose of Moderna	-
Cumulative number of people vaccinated with 1st dose of Moderna	166,218
Cumulative number of people vaccinated with the 2 nd dose of Moderna	93,415
New people vaccinated with 1st dose of Sinovac	42,674
New people vaccinated with 2nd dose of Sinovac	9,091
Cumulative number of people vaccinated with 1st dose of Sinovac	235,662
Cumulative number of people vaccinated with 2nd dose of Sinovac	90,089
Cumulative number of people fully vaccinated in the URT	9,285,517

Key interventions

Surveillance

- Review of COVID-19 and other outbreaks working tools including rapid risk assessment tool, line list, situation report, rapid response team reports, EBS reporting algorithms
- Review and analysis of COVID-19 line lists and e-IDSR data received from regions

Points of Entry

- Screening of travellers at Points of Entry was done. A total of **153,576** travellers were screened of whom **47,617 (31%)** were international travellers, **92,962 (60.5%)** domestic and **12,997 (8.5%)** were crew. Out of the screened travellers **1,948 (1.3%)** were screened for COVID 19 using a rapid antigen test.
- Verification of COVID- 19 RT-PCR certificates was performed to overcome the challenge of counterfeit certificates. A total of **2,608** certificates were verified and three (3) were counterfeit.

Logistics

- Conducted registration of health care workers on electronic COVID PORTAL system that allows them to report the availability of covid-19 health commodities
- Updated users and facility information on COVID portal system and its application
- Received and analysed reports on the availability of COVID-19 health commodities from registered health facilities on COVID PORTAL system
- Made a follow-up of registered health facilities that did not report on the COVID PORTAL electronic system and 15.7% of these did not report during the week
- Made a follow up on clearance of the donated health commodities from French and Egyptian government

Risk Communication and Community Engagement (RCCE)

- Implemented COVID-19 vaccines sensitization community engagement event at Kongwa DC in Dodoma region where about 4,930 individuals attended and 986 were vaccinated
- Integrated COVID-19 vaccines sensitization and delivery services during the TANTRADE Fair Exhibition (Sabasaba) event of which artists and celebrities were performing while integrating COVID-19 vaccines messages and the event was attended by **Hon. Ummu Mwalimu**, Minister for Health and **Dr. Ted Chaiban**, Global Lead Coordinator for COVID-19 Vaccines Delivery Partnership.
- Conducted COVID-19 vaccine sensitization to 90 religious leaders under the MOH lead and the event was attended by **Dr. Ted Chaiban**
- Continued with countrywide community based initiatives through community outreach programs which are being implemented engaging vaccinators, Community Health

Workers and other community influencers to promote and enable community uptake of COVID-19 vaccines

- Continued with the implementation of a strategy to utilize different events, to reach out work places and Institutions for provision of COVID-19 vaccination services and provision of health education.
- Continued with dissemination of COVID-19 messages through social media, national Radios and TV as well as community radios countrywide.

Vaccination pillar

- Distribution of COVID 19 vaccines in the following regions: Mbeya, Rukwa, Katavi, Morogoro and Dodoma
- Supervision of COVID 19 vaccination services at regional and council levels
- Technical support to COVID 19 information system including CHANJO COVID.

Case Management and Infection Prevention

- Conducted triage assessment and onsite mentorship to health facilities in Pwani, Rukwa, Ruvuma, Lindi, Mtwara, Tanga, Tabora, Njombe and Songwe region where 72 Health facilities were assessed
- Case management and IPC training was conducted at Singida region where 72 healthcare workers were expected to be trained
- Conducted Technical Supportive Supervision (TSS) for EMD and ICU buildings to monitor progress and assess functionality of each unit

Distribution of cases and deaths by region

**Table 1: COVID-19 Confirmed Cases and Deaths by Region, 2nd to 8th July, 2022
Tanzania Mainland**

S/N	Region	New Confirmed Cases		New Deaths
		RT-PCR	RDT	
1	Arusha	7	0	0
2	Dar Es Salaam	79	35	0
3	Dodoma	0	21	0
4	Geita	0	4	0
5	Iringa	1	0	0
6	Kagera	0	0	0
7	Katavi	1	5	0
8	Kigoma	1	0	0
9	Kilimanjaro	4	22	0
10	Lindi	0	7	0
11	Manyara	0	31	0
12	Mara	0	0	0
13	Mbeya	1	0	0
14	Morogoro	0	2	0
15	Mtwara	3	1	0
16	Mwanza	7	19	0
17	Njombe	0	0	0
18	Pwani	0	19	0
19	Rukwa	0	0	0
20	Ruvuma	0	0	0
21	Shinyanga	2	8	0
22	Simiyu	0	1	0
23	Singida	0	35	0
24	Songwe	0	0	0
25	Tabora	0	0	0
26	Tanga	0	22	0
	Total	106	232	0