

THE UNITED REPUBLIC OF TANZANIA
MINISTRY OF HEALTH



COVID-19 SITUATION REPORT: NO. 21
From 29th January to 04th February, 2022

1. Key highlights

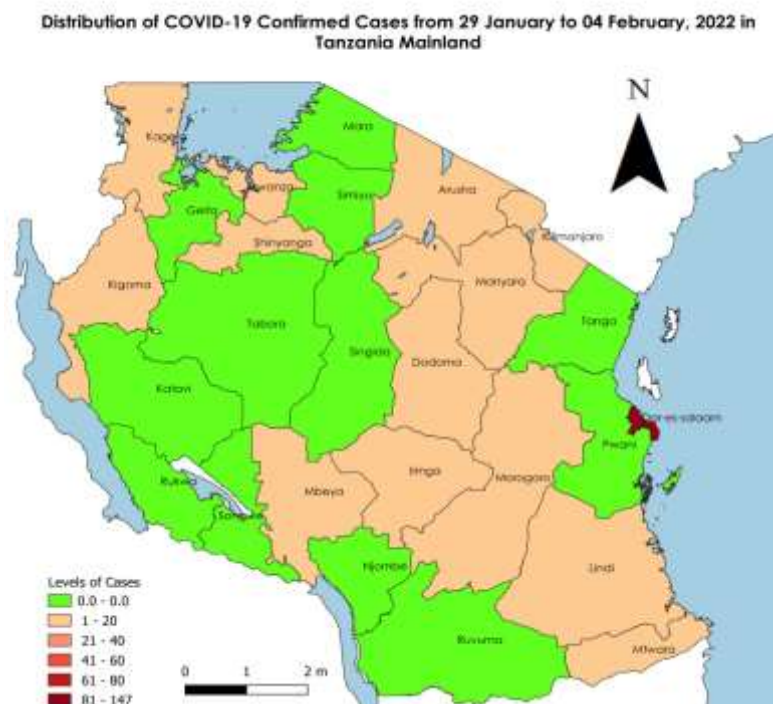
Highlight 1: COVID-19 Cases, Deaths and Laboratory Testing

- Cumulative total of **33,436 confirmed** cases and **792 deaths (CFR 2.4%)** reported since March 2020
- Cumulative total of **440,875** laboratory tests (RT PCR) performed, with a **7.5%** Positivity Rate
- Total of **6,838** new laboratory tests (RT PCR) performed during the week
- **Less new confirmed cases (206)** reported during the week, compared to those reported in the previous week (**310 new cases**), showing a **33.5% decrease**
- **Three (03) new deaths** reported during the week, a decrease in number from **11 deaths** reported in the previous week
- No new cases or deaths reported among healthcare workers during the week
- Cumulative total of **3,351** confirmed cases among healthcare workers

Highlight 2: COVID-19 Vaccination Status

- Cumulative total of **2,093,554** people fully vaccinated to-date

Highlight 3: Geographical Distribution of COVID-19 Cases from 29th January, 2022 to 04th February, 2022 Tanzania Mainland

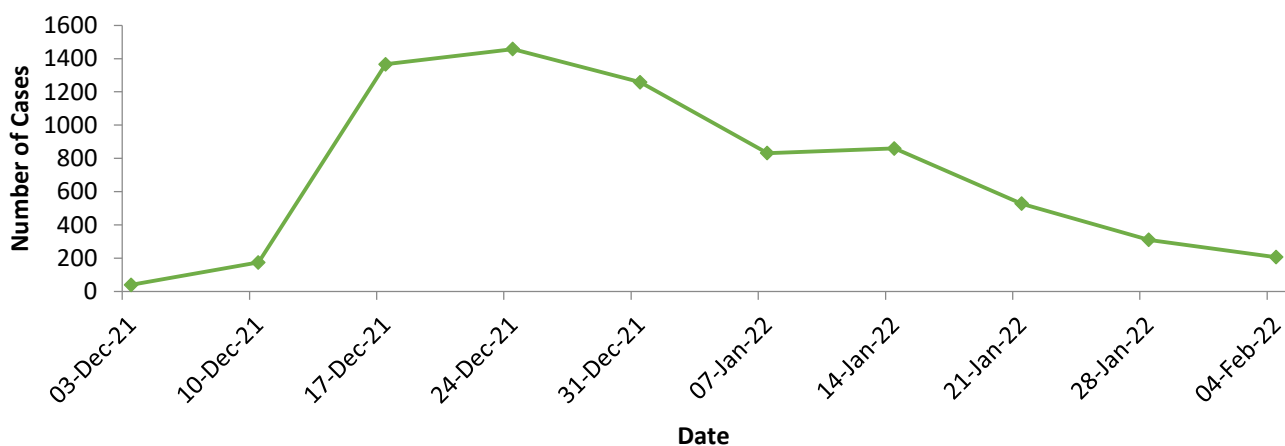


2. Epidemiology and Surveillance

A. Cases, Deaths, and Alerts

New confirmed cases during the week	206
Cumulative confirmed cases	33,436
New deaths during the week	03
Cumulative deaths	792
Number of alerts validated during the week	9

Weekly trend of COVID-19 Confirmed Cases



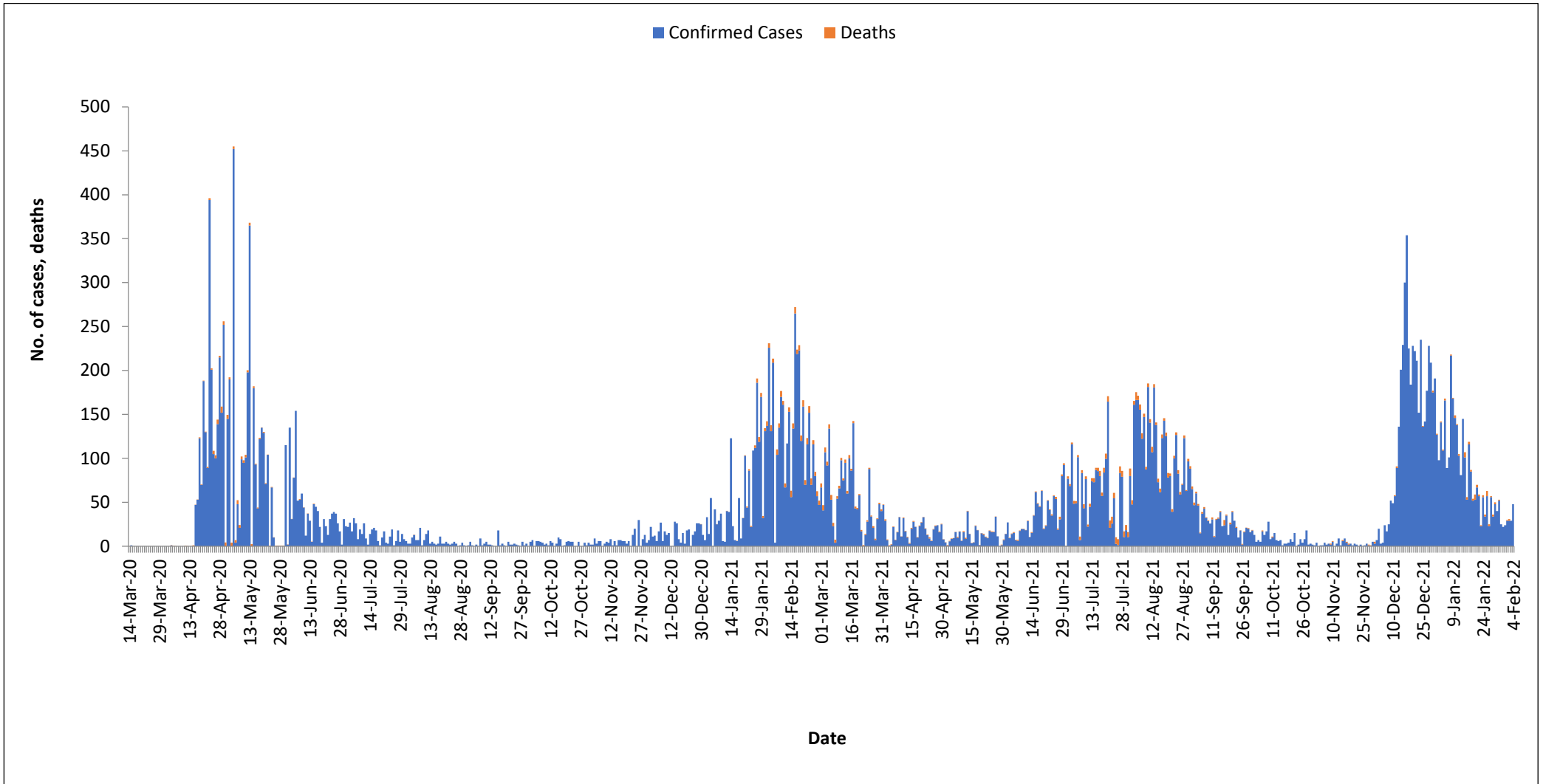
- New confirmed cases started to increase from 3rd to 24th December, 2021. A downward trend was observed from end December, 2021. In the current week, number of cases reported decreased by 33.5% from the previous week

Table 1. Daily reporting of cases and deaths during the week

Date of reporting	Confirmed cases	Confirmed COVID -19 deaths
29-Jan-22	25	0
30-Jan-22	22	0
31-Jan-22	24	0
01-Feb-22	29	1
02-Feb-22	29	2
03-Feb-22	29	0
04-Feb-22	48	0

COVID-19 Epidemiological situation

Figure 2: COVID – 19 Confirmed Cases and Deaths, 29th January to 04 February, 2022 Tanzania Mainland



B. Laboratory Testing	
Total number of new tests performed (RT PCR)	6,838
New tests performed for exiting travellers (RT PCR)	6,430
Cumulative number of tests (RT PCR)	440, 875
New screening tests performed for arriving travellers at PoE (RDT)	6,283

C. Bed occupancy on 0th February, 2022	
Total COVID-19 beds	4,355
Number of COVID-19 beds occupied at the end of the day	71
Total ICU beds	237
Number of ICU beds occupied at the end of the day	11

D. Vaccination	
New People vaccinated during the week 1 st Dose (Sinopharm)	50,998
New People vaccinated during the week 2 nd Dose (Sinopharm)	36,722
Cumulative number of people vaccinated with 1 st dose of Sinopharm	1,287,660
Cumulative number of people vaccinated with 2 nd dose of Sinopharm	752,321
New people vaccinated with Janssen during the week	15,524
Cumulative number of people vaccinated with Janssen (JJ)	1,072,375
New people vaccinated with 1 st dose of Pfizer	39,592
New people vaccinated with 2 nd dose of Pfizer	49,097
Cumulative number of people vaccinated with 1 st dose of Pfizer	412,086
Cumulative number of people vaccinated with 2 nd dose of Pfizer	125,585
New people vaccinated with 1 st dose of Moderna	7517
New people vaccinated with 2 nd dose of Moderna	266
Cumulative number of people vaccinated with 1st dose of Modena	17,617
Cumulative number of people fully vaccinated in the URT	2,093,554

Key interventions

Surveillance

- Conducted a Training of Trainees (ToT) on COVID-19 Digital Tool as a preparatory stage for piloting the tool to be used for data collection.
- Continued to follow up daily submission of COVID-19 line-lists from regions.

Points of Entry

- Screening was done at Points of Entry, whereby a total of 115,066 travelers were screened, of whom 23,612 (20.5%) were International travelers, 81,092 (70.5%) domestic travelers and 10,362 (9.0%) were crew members. Of the screened travelers, 6,283 were screened for COVID 19 using a rapid antigen test.
- Verification of COVID 19 certificates was performed to overcome the challenge of counterfeit certificates, whereby a total of 14,552 certificates were verified.

Logistics

- Continued registering health care workers on electronic COVID-19 PORTAL system that allows them to report on the availability of covid-19 health commodities.
- Updated users and facility information about the COVID-19 portal system and its application.
- Received and analyzed reports on the availability of health commodities from registered health facilities on COVID-19 PORTAL
- Followed-up on registered health facilities that report on the COVID-19 PORTAL
- Prepared the distribution list of donated health commodities.

Risk Communication and Community Engagement (RCCE)

- Planning to strengthen COVID-19 response measures in 16 identified priority regions in order to promote uptake of COVID-19 vaccines and observation of recommended public health measures. The regions are selected basing on their increased risk to COVID-19 and those performing low in uptake of vaccines
- Deployed key health experts, RCCE actors and vaccinators to Public Institutions and other places of work for health education and sensitization of employees and other workers for acceptance and uptake of COVID-19 vaccines will be strengthened for one month immediately from 4th February, 2022.
- Continued with community-based initiatives countrywide through community outreach programs which are being implemented by engaging vaccinators, Community Health Workers and other community influencers to promote and enable community uptake of COVID-19 vaccines.

Continuation of essential Health Services

- Developed strategies aiming at increasing Covid-19 vaccine uptake to 60% among NCD clients to all Hospitals, Health Centres and Dispensaries. Some of the strategies includes; Providing Covid-19 vaccine to all admitted clients from Ocean Road Cancer Institute and Mirembe Hospital
- Providing Covid-19 vaccine to all clients attended Diabetic, Cardiovascular, Renal and Malignant outpatient Clinics
- Increase COVID-19 vaccine uptake to clients attending Specialized clinics of Dental, Eye and ENT.

Vaccination

- Trained and sensitized on health care workers from regional to facility level on reporting Adverse Events Following Immunization of COVID-19 vaccine.

Distribution of cases and deaths by region

Table 1: COVID-19 Confirmed Cases and Deaths by Region, 29th January to 04 February, 2022 Tanzania Mainland

S/N	Region	New Confirmed Cases	New Deaths
1	Dar Es Salaam	147	0
2	Mwanza	17	0
3	Shinyanga	9	0
4	Dodoma	8	1
5	Kilimanjaro	8	0
6	Mbeya	5	0
7	Arusha	4	0
8	Iringa	2	0
9	Kagera	1	0
10	Kigoma	1	0
11	Lindi	1	0
12	Manyara	1	1
13	Morogoro	1	1
14	Mtwara	1	0
15	Geita	0	0
16	Katavi	0	0
17	Mara	0	0
18	Njombe	0	0
19	Pwani	0	0
20	Rukwa	0	0
21	Ruvuma	0	0
22	Simiyu	0	0
23	Singida	0	0
24	Songwe	0	0
25	Tabora	0	0
26	Tanga	0	0
	Total	206	03