

**THE UNITED REPUBLIC OF TANZANIA
MINISTRY OF HEALTH**



**COVID-19 WEEKLY SITUATION REPORT: NO. 57
From 08th – 14th October 2022**

Cumulative number of cases (PCR)	Cumulative incidence risk/100000	Cumulative number of deaths	Case Fatality Rate (CFR)	Cumulative number of tests (PCR)	Cumulative number of tests (RDT)	Cumulative number of cases among HCWs
36,192	58.3	808	2.23	575,193	318,516	3,351

1. Key highlights

Highlight 1: COVID-19 Cases, Deaths, and Laboratory Testing

- This week, 64 new cases were reported compared to 85 in the previous week, representing 24.7% decrease.
- No new admission was reported in the week.
- No new death was reported in the week
- The RT PCR tests done have increased from 1,610 the previous week to 1478 this week
- The median test positivity rate (TPR) was 5.0(2.2 – 6.1) in the week compared to 4.6(3.7 – 9.6) in the previous week
- Out of 3,930 suspects from health facilities, 60 (1.5%) tested positive for COVID-19 using Rapid Antigen Test in the week. This is a decrease by 25% from the 80 cases tested positive in the previous week.
- Cumulative total of 36,192 confirmed cases by RT PCR with a 6.3% Positivity Rate and cumulative total of 3,216 cases confirmed by Rapid Antigen Test with a 1% Positivity Rate.
- No new cases or deaths were reported among healthcare workers during the week.
- In the week, a total of 28 COVID-19 alerts were validated

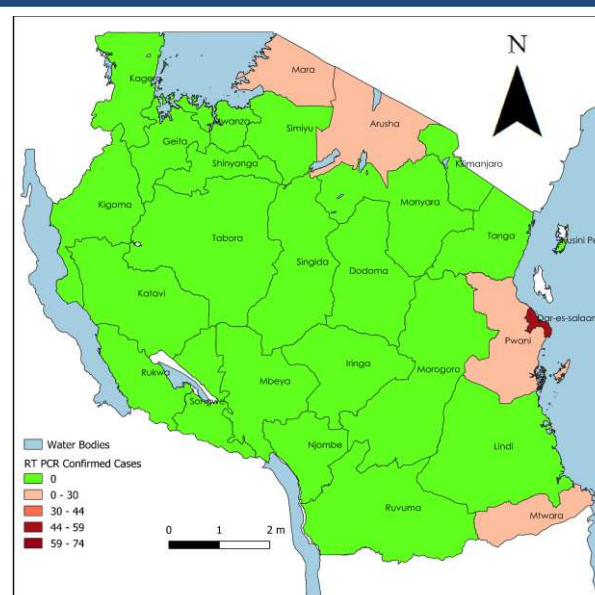
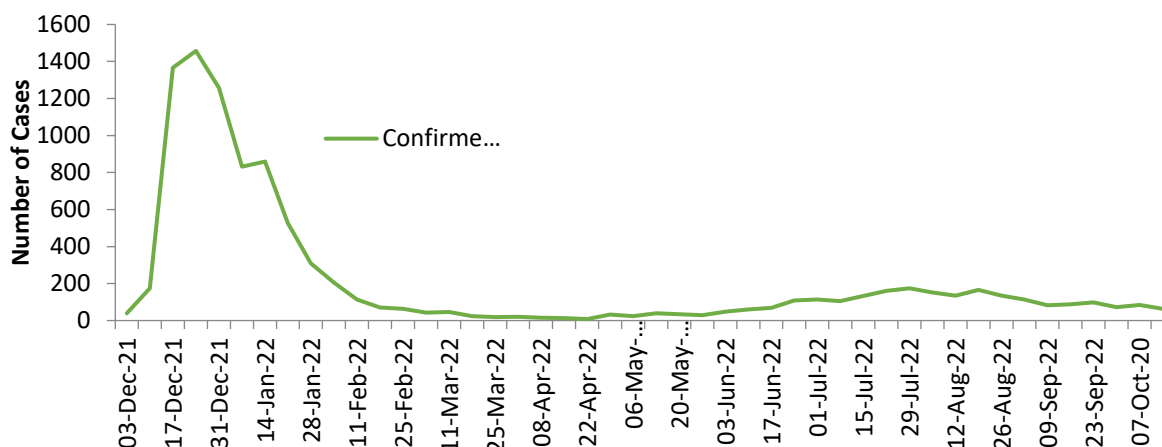


Figure 1: Weekly Distribution of COVID – 19 confirmed cases, Tanzania Mainland

Highlight 2: COVID-19 Vaccination Status

- A total of **128,776** new people were vaccinated in the week
- Cumulative number of **22,659,956** people were fully vaccinated.

1. Epidemiology and Surveillance



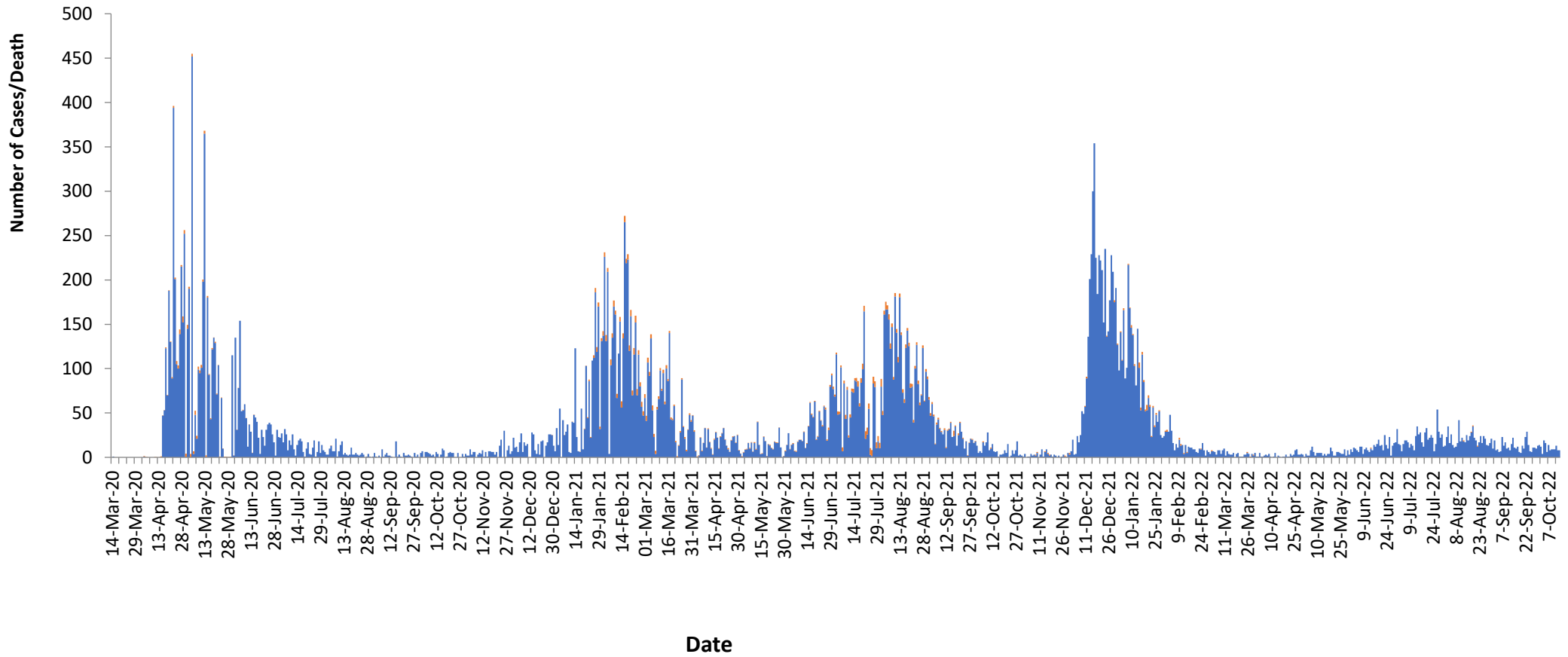
- From the beginning of year 2022, the number of newly confirmed cases out of those tested continued to decline up to end of May 2022. An increase in the number of newly confirmed cases was observed starting from early June 2022. In the reporting week, there had been a decrease in the reported number of newly confirmed cases by **24.7%** compared to the previous week.

Table 1. Daily reporting of confirmed cases by RT-PCR, and deaths during the week

Date of reporting	Confirmed cases	Confirmed COVID-19 deaths
08 - Oct-22	8	0
09 - Oct-22	9	0
10 - Oct-22	9	0
11 - Oct-22	9	0
12 - Oct-22	13	0
13 - Oct-22	8	0
14 - Oct-22	8	0

COVID-19 Epidemiological situation

Figure 2: COVID – 19 Confirmed Cases and Deaths, from March 2020 to 14th October, 2022 Tanzania Mainland



A. Laboratory Testing	
Total number of new tests performed (RT PCR)	1478
New tests performed for exiting travellers (RT PCR)	1310
Cumulative number of tests (RT PCR)	575,193
New screening tests performed for arriving travellers at PoE (RDT)	474
Total number Rapid Antigen Tests performed in HFs	3930

B. Bed occupancy on 14 October 2022	
Total COVID-19 beds	4,361
Number of COVID-19 beds occupied at the end of the day	0
Total ICU beds	237
Number of ICU beds occupied at the end of the day	0

C. Vaccination	
New People vaccinated during the week 1 st Dose (Sinopharm)	23,677
New People vaccinated during the week 2 nd Dose (Sinopharm)	14,663
Cumulative number of people vaccinated with 1 st dose of Sinopharm	3,672,747
Cumulative number of people vaccinated with 2 nd dose of Sinopharm	2,754,663
New people vaccinated with Janssen during the week	52,402
Cumulative number of people vaccinated with Janssen (JJ)	17,988,861
New people vaccinated with 1 st dose of Pfizer	-
New people vaccinated with 2 nd dose of Pfizer	-
Cumulative number of people vaccinated with 1 st dose of Pfizer	1,852,491
Cumulative number of people vaccinated with 2 nd dose of Pfizer	1,351,296
New people vaccinated with 1 st dose of Moderna	-
New people vaccinated with 2 nd dose of Moderna	-
Cumulative number of people vaccinated with 1st dose of Moderna	166,218
Cumulative number of people vaccinated with the 2 nd dose of Moderna	98,415
New people vaccinated with 1st dose of Sinovac	15,917
New people vaccinated with 2nd dose of Sinovac	22,117
Cumulative number of people vaccinated with 1st dose of Sinovac	887,063
Cumulative number of people vaccinated with 2nd dose of Sinovac	446,636
Cumulative number of people fully vaccinated in the URT	22,659,956

Key interventions

Surveillance

- Conducted contact tracing training to surveillance officer from Kagera and Geita. A total of 90 RHMT and CHMT and 470 HCWs were trained as contact tracing on diseases prone to outbreak including Ebola and COVID-19.
- Continued with sensitization of the regions to send daily reports on outbreak prone diseases including COVID-19.
- Continued with alerts validation including COVID-19 alerts

Points of Entry

- Screening of travellers at Points of Entry was done. A total of **277,069** travellers were screened of whom **43,251 (15.6%)** were international travellers and **216,828 (78.3%)** domestic. Out of the screened travellers **474(0.2%)** were screened for COVID-19 using a rapid antigen test.
- Verification of COVID-19 certificates was performed to overcome the challenge of counterfeit certificates. A total of **1,145** certificates were verified and none were counterfeit.

Coordination Pillar

- Conducted meeting to review the National Multihazard Health Emergency Preparedness and Response Plan that included experiences of COVID -19

Distribution of cases and deaths by region

Table 1. COVID-19 confirmed cases and deaths by region, this week, and the previous week

Region	New Cases this week	New cases the previous week	Percentage change in new cases
ARUSHA	2	4	-50
DAR ES SALAAM	59	74	-20.27
DODOMA	0	0	0
GEITA	0	1	-100
IRINGA	0	0	0
KAGERA	0	0	0
KATAVI	0	0	0
KIGOMA	0	0	0
KILIMANJARO	0	2	-200
LINDI	0	0	0
MANYARA	0	0	0
MARA	1	0	100
MBEYA	0	1	-100
MOROGORO	0	0	0
MTWARA	1	0	100
MWANZA	0	3	-300
NJOMBE	0	0	0
PWANI	1	0	100
RUKWA	0	0	0
RUVUMA	0	0	0
SHINYANGA	0	0	0
SIMIYU	0	0	0
SINGIDA	0	0	0
SONGWE	0	0	0
TABORA	0	0	0
TANGA	0	0	0
TOTAL	64	85	-24.7

Table 2. COVID-19 Testing Rate and Test Positivity Rate (PCR)

Region	PREVIOUS WEEK				THIS WEEK			
	Number of Tests	Test per 100000 Pop	Number of positive tests	Test Positivity Rate	Number of tests	Tests per 100000	Number of positive tests	Test Positivity Rate
ARUSHA	151	6.84	4	2.6	87	3.94	2	2.3
DAR ES SALAAM	1196	21.17	74	6.2	1157	20.48	59	5.1
DODOMA	26	0.92	0	0	44	1.56	0	0
GEITA	1	0.04	1	100	0	0	0	0
IRINGA	0	-	0	0	0	0	0	0
KAGERA	0	-	0	0	5	0.14	0	0
KATAVI	5	0.57	0	0	0	0	0	0
KIGOMA	76	2.53	0	0	2	0.07	0	0
KILIMANJARO	28	1.37	2	7.1	25	1.22	0	0
LINDI	0	-	0	0	6	0.56	0	0
MANYARA	1	0.05	0	0	0	0	0	0
MARA	3	0.12	0	0	4	0.15	1	25
MBEYA	13	0.55	1	7.7	26	1.11	0	0
MOROGORO	41	1.43	0	0	41	1.43	0	0
MTWARA	2	0.13	0	0	13	0.85	1	7.7
MWANZA	50	1.21	3	6	22	0.53	0	0
NJOMBE	0	-	0	0	0	0	0	0
PWANI	0	-	0	0	31	2.23	1	3.2
RUKWA	3	0.22	0	0	0	0	0	0
RUVUMA	0	-	0	0	12	0.69	0	0
SHINYANGA	3	0.14	0	0	1	0.05	0	0
SIMIYU	0	-	0	0	0	0	0	0
SINGIDA	0	-	0	0	0	0	0	0
SONGWE	0	-	0	0	0	0	0	0
TABORA	0	-	0	0	0	0	0	0
TANGA	11	0.43	0	0	2	0.08	0	0
Total	0	2.63	85	5.3	1478	2.41	64	4.3