

THE UNITED REPUBLIC OF TANZANIA
MINISTRY OF HEALTH



COVID-19 SITUATION REPORT: NO. 47
From 30th July to 5th August 2022

1. Key highlights

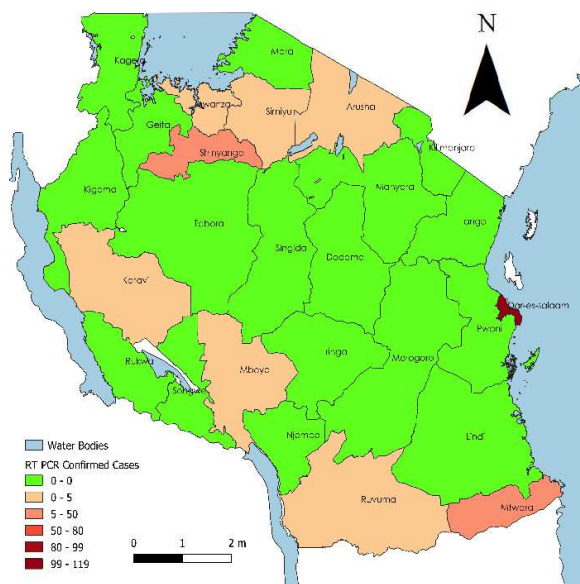
Highlight 1: COVID-19 Cases, Deaths and Laboratory Testing

- Cumulative total of **552,699** RT PCR and **284,240** RDTs laboratory tests were performed
- A total of **2,516** new laboratory tests (RT PCR) performed during the week
- **Less new confirmed cases (151) by PCR** with a positivity rate of **6%** were reported during the week, compared to those reported in the previous week (**174 new cases**), showing **13.2% decrease**
- Out of **17,570** suspects from health facilities in the week, **187 (1.1%)** tested positive for COVID-19 using Rapid Antigen Test compared to those reported in the previous week (**358 new cases**), showing **47.8% decrease**
- Cumulative total of **35,154** confirmed cases by RT PCR with a **9.6%** positivity rate and cumulative total of **2,297** cases by Rapid Antigen Test with a **0.8%** positivity rate.
- The current circulating variant in Tanzania is Omicron from the gene sequencing conducted.
- Cumulative total of **804** deaths (**CFR 2.3%**) reported since March, 2020
- **No new death was reported** during the week
- **No new cases or deaths** were reported among healthcare workers during the week.
- Cumulative total of **3,351** confirmed cases among healthcare workers
- **One (1)** new admitted patient was reported during the week

Highlight 2: COVID-19 Vaccination Status

- A total of **1,570,649** new people vaccinated during the week
- Cumulative total of **14,893,598** people fully vaccinated

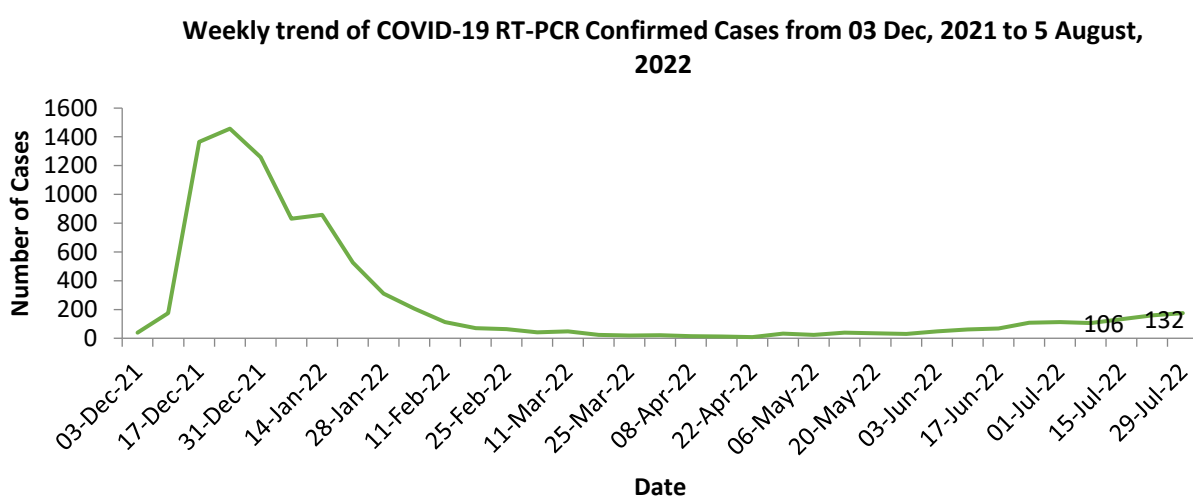
Highlight 3: Geographical Distribution of COVID-19 Cases from 30th July to 5th August 2022 Tanzania Mainland



2. Epidemiology and Surveillance

A. Cases, Deaths and Alerts

New confirmed cases by RT PCR during the week	151
Cumulative confirmed cases by RT PCR	35,154
New deaths during the week	0
Cumulative deaths	804
Number of alerts validated during the week	0



- From the beginning of year 2022, the number of newly confirmed cases continued to decline up to end of May 2022. An increase in the number of newly confirmed cases has been observed starting from early June 2022. However, in the reporting week, there is a decrease by **13.2%** in the number of newly confirmed cases by PCR reported compared to the previous week.

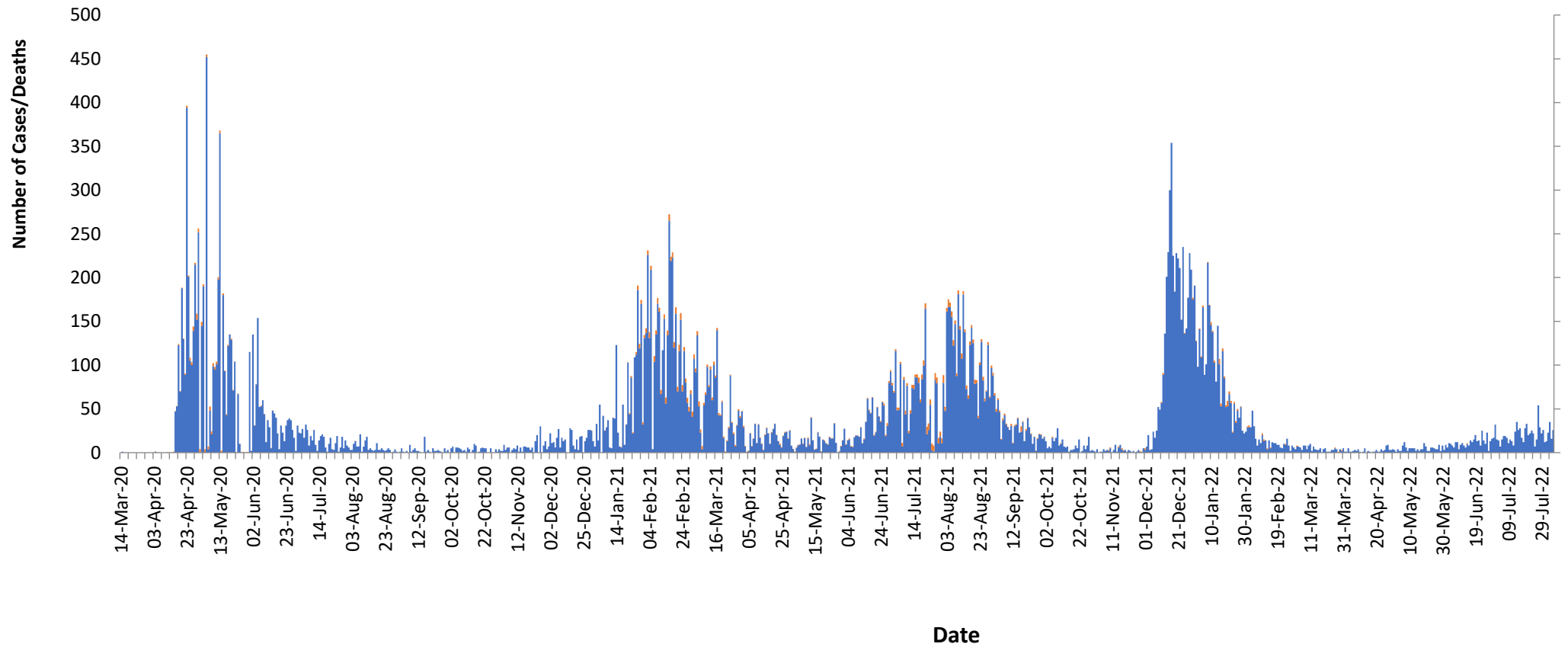
Table 1. Daily reporting of confirmed cases by RT-PCR and deaths during the week

Date of reporting	Confirmed cases	Confirmed COVID-19 deaths
30- Jul-22	26	0
31- Jul-22	12	0
1- Aug-22	13	0
2- Aug -22	23	0
3- Aug -22	35	0
4- Aug -22	16	0
5- Aug -22	26	0

COVID-19 Epidemiological situation

Figure 2: COVID – 19 Confirmed Cases and Deaths from March, 2020 to 5th August, 2022 in Tanzania Mainland

Confirmed Cases and deaths from Mar 2020 to 22 July, 2022 in Tanzania Mainland



B. Laboratory Testing	
Total number of new tests performed (RT PCR)	2,516
New tests performed for exiting travellers (RT PCR)	2,439
Cumulative number of tests (RT PCR)	552,699
New screening tests performed for arriving travellers at PoE (RDT)	1,670
Total number Rapid Antigen Tests performed in HFs	17,570

C. Bed occupancy on 5th August 2022	
Total COVID-19 beds	4,361
Number of COVID-19 beds occupied at the end of the day	1
Total ICU beds	237
Number of ICU beds occupied at the end of the day	0

D. Vaccination	
New People vaccinated during the week 1 st Dose (Sinopharm)	133,226
New People vaccinated during the week 2 nd Dose (Sinopharm)	75,335
Cumulative number of people vaccinated with 1 st dose of Sinopharm	2,853,666
Cumulative number of people vaccinated with 2 nd dose of Sinopharm	2,164,572
New people vaccinated with Janssen during the week	1,217,142
Cumulative number of people vaccinated with Janssen (JJ)	11,162,506
New people vaccinated with 1 st dose of Pfizer	12,229
New people vaccinated with 2 nd dose of Pfizer	26,608
Cumulative number of people vaccinated with 1 st dose of Pfizer	1,811,860
Cumulative number of people vaccinated with 2 nd dose of Pfizer	1,290,474
New people vaccinated with 1 st dose of Moderna	-
New people vaccinated with 2 nd dose of Moderna	-
Cumulative number of people vaccinated with 1st dose of Moderna	166,218
Cumulative number of people vaccinated with the 2 nd dose of Moderna	98,415
New people vaccinated with 1st dose of Sinovac	78,659
New people vaccinated with 2nd dose of Sinovac	27,450
Cumulative number of people vaccinated with 1st dose of Sinovac	487,033
Cumulative number of people vaccinated with 2nd dose of Sinovac	157,631
Cumulative number of people fully vaccinated in the URT	14,893,598

Key interventions

Surveillance

- Reviewed and analysed COVID-19-line lists, e-IDSR data received from regions
- Prepared and submitted SITREP NO. 46 to stakeholders including WHO.
- Conducted meeting to finalize the electronic EBS to enhance timely detection of alerts including those related to COVID-19.

Points of Entry

- Screening of travellers at Points of Entry was done. A total of **167,389** travellers were screened of whom **45,379 (27.1%)** were international travellers, **108,829 (65.0%)** domestic and **13,181 (7.9%)** were crew. Out of the screened travellers **1,670 (1 %)** were screened for COVID 19 using a rapid antigen test.
- Verification of COVID 19 certificates was performed to overcome the challenge of counterfeit certificates. A total of **2,162** certificates were verified and none of them were counterfeit.

Logistics

- Updated users and facility information about the Covid Portal system and its application
- Received and analysed reports on the availability of COVID-19 health commodities from registered health facilities on Covid Portal
- Conducted follow-up on the number of registered health facilities that did not report on the Covid Portal electronic system. On the week ending Friday 5th August, 2022, a total of 117 (52.2%) out of 224 HFs submitted the reports on time.
- Continued with follow up facilitation of clearing process of donated health commodities from France and Egypt government.

Vaccine Pillar

- Received 1,360,080 JJ doses from Canadian Government
- Conducted supportive supervision of COVID-19 vaccination interventions at regional and council levels
- Provided technical support to COVID-19 information system including CHANJO COVID
- Prepared distribution plan for COVID-19 vaccines

Risk Communication and Community Engagement (RCCE)

- Continued with community-based initiatives countrywide through community outreach programs which are being implemented by engaging vaccinators, community health workers and other community influencers to promote and enable community uptake of COVID-19 vaccines.
- Continued with dissemination of COVID-19 messages through social media, national radios and TV as well as community radios countrywide.

Distribution of cases and deaths by region

Table 1: COVID-19 Confirmed Cases and Deaths by Region 30th July to 5th August, 2022 Tanzania Mainland

S/N	Region	New Confirmed Cases		New Deaths
		RT-PCR	RDT	
1	Arusha	4	0	0
2	Dar Es Salaam	119	10	0
3	Dodoma	0	15	0
4	Geita	0	13	0
5	Iringa	0	16	0
6	Kagera	0	0	0
7	Katavi	4	1	0
8	Kigoma	0	1	0
9	Kilimanjaro	0	0	0
10	Lindi	0	8	0
11	Manyara	0	6	0
12	Mara	0	7	0
13	Mbeya	5	12	0
14	Morogoro	0	2	0
15	Mtwara	6	0	0
16	Mwanza	4	27	0
17	Njombe	0	0	0
18	Pwani	0	7	0
19	Rukwa	0	2	0
20	Ruvuma	1	0	0
21	Shinyanga	6	16	0
22	Simiyu	2	29	0
23	Singida	0	5	0
24	Songwe	0	1	0
25	Tabora	0	6	0
26	Tanga	0	3	0
	Total	151	187	0