

THE UNITED REPUBLIC OF TANZANIA
MINISTRY OF HEALTH



COVID-19 SITUATION REPORT: NO. 24
From 19th to 25th February, 2022

1. Key highlights

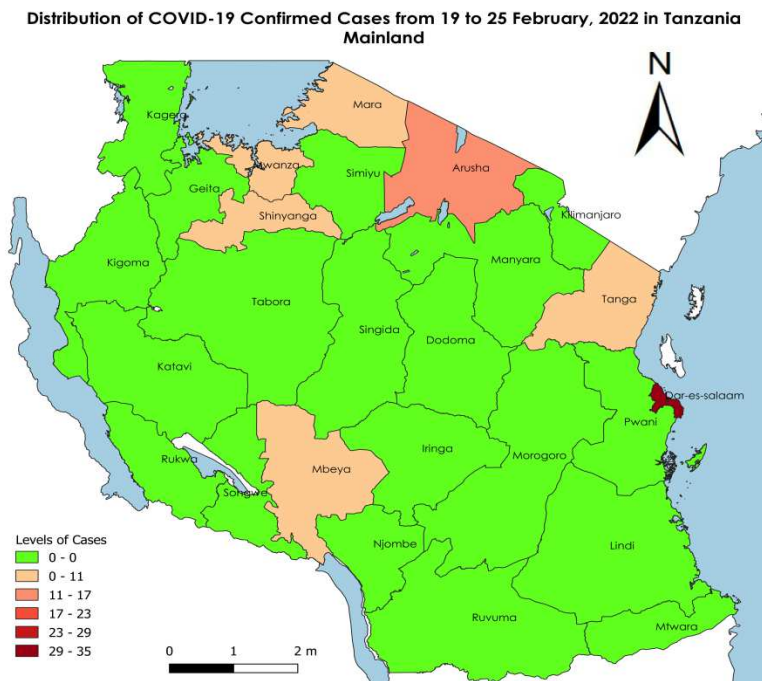
Highlight 1: COVID-19 Cases, Deaths and Laboratory Testing

- Cumulative total of **33,684 confirmed** cases and **799 deaths (CFR 2.4%)** reported since March 2020
- Cumulative total of **464,290** laboratory tests (RT PCR) performed, with a **7.3%** Positivity Rate
- Total of **8,514** new laboratory tests (RT PCR) performed during the week with positivity rate of **0.9%**
- **Less new confirmed cases (64)** reported during the week, compared to those reported in the previous week (**71 new cases**), showing a **9.9% decrease**
- **One (01) new death** reported during the week, an decrease in number from **02 deaths** reported in the previous week
- No new cases or deaths reported among healthcare workers during the week
- Cumulative total of **3,351** confirmed cases among healthcare workers

Highlight 2: COVID-19 Vaccination Status

- Cumulative total of **2,509,071** people fully vaccinated to-date

Highlight 3: Geographical Distribution of COVID-19 Cases from 19th to 25th February, 2022 Tanzania Mainland

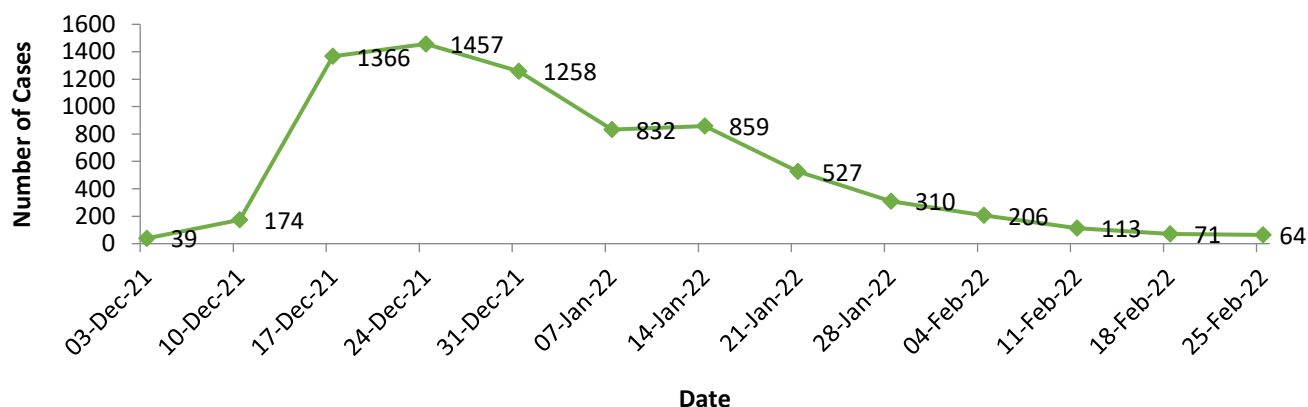


2. Epidemiology and Surveillance

A. Cases, Deaths, and Alerts

New confirmed cases during the week	64
Cumulative confirmed cases	33,684
New death during the week	01
Cumulative deaths	799
Number of alerts validated during the week	13

Weekly trend of COVID-19 Confirmed Cases



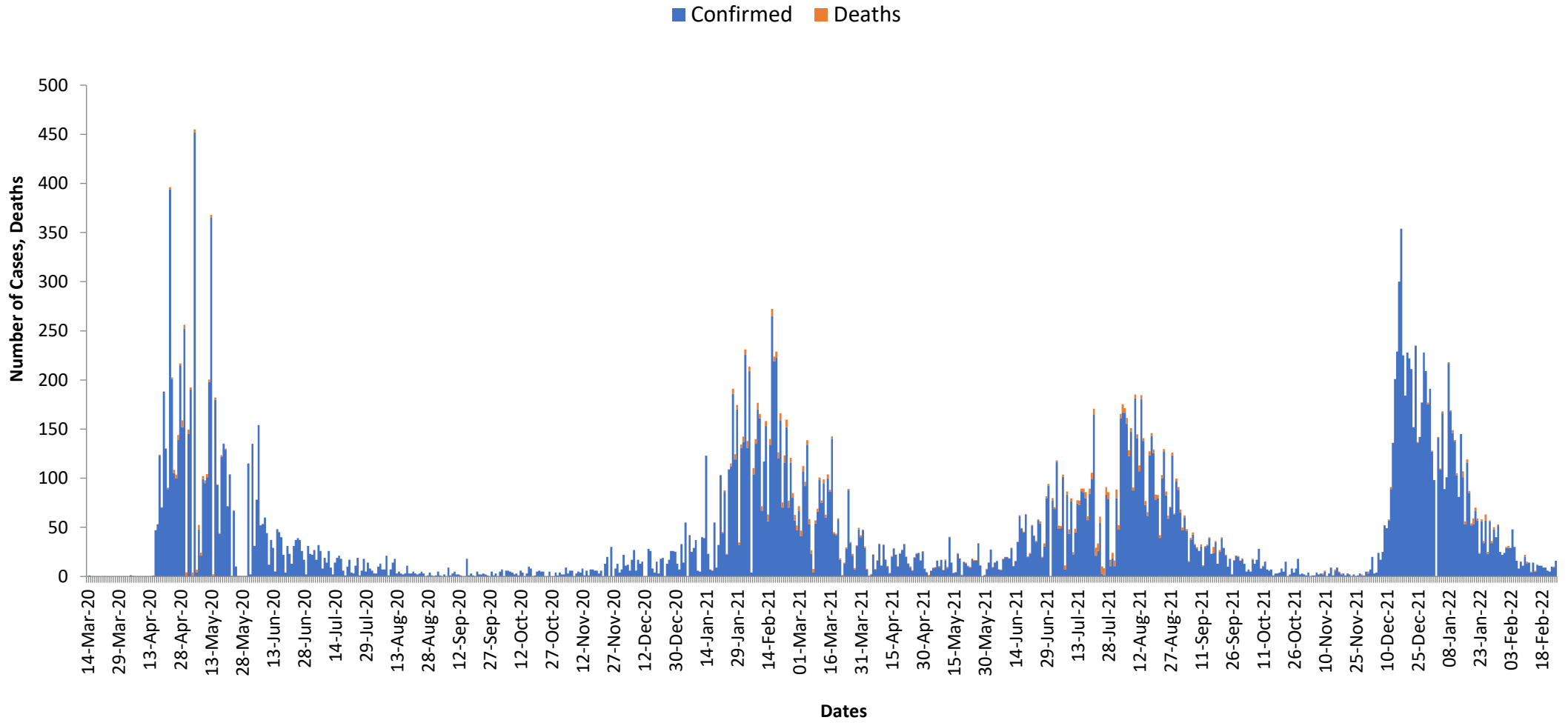
- New confirmed cases started to increase from 3rd to 24th December, 2021. A downward trend was observed from end December, 2021. In the current week, number of cases reported decreased by 9.9 % from the previous week.

Table 1. Daily reporting of cases and deaths during the week

Date of reporting	Confirmed cases	Confirmed COVID-19 deaths
19-Feb-22	9	0
20-Feb-22	9	0
21-Feb-22	6	0
22-Feb-22	5	0
23-Feb-22	10	0
24-Feb-22	9	1
25-Feb-22	16	0

COVID-19 Epidemiological situation

Figure 2: COVID – 19 Confirmed Cases and Deaths, 19th to 25th February, 2022 Tanzania Mainland



B. Laboratory Testing	
Total number of new tests performed (RT PCR)	8,514
New tests performed for exiting travellers (RT PCR)	8,186
Cumulative number of tests (RT PCR)	464,290
New screening tests performed for arriving travellers at PoE (RDT)	8,354

C. Bed occupancy on 25 February, 2022	
Total COVID-19 beds	4,355
Number of COVID-19 beds occupied at the end of the day	22
Total ICU beds	237
Number of ICU beds occupied at the end of the day	6

D. Vaccination	
New People vaccinated during the week 1 st Dose (Sinopharm)	39,204
New People vaccinated during the week 2 nd Dose (Sinopharm)	56,649
Cumulative number of people vaccinated with 1 st dose of Sinopharm	1,392,790
Cumulative number of people vaccinated with 2 nd dose of Sinopharm	930,310
New people vaccinated with Janssen during the week	35,422
Cumulative number of people vaccinated with Janssen (JJ)	1,168,063
New people vaccinated with 1 st dose of Pfizer	37,575
New people vaccinated with 2 nd dose of Pfizer	42,267
Cumulative number of people vaccinated with 1 st dose of Pfizer	539,782
Cumulative number of people vaccinated with 2 nd dose of Pfizer	255,424
New people vaccinated with 1 st dose of Moderna	25,173
New people vaccinated with 2 nd dose of Moderna	4,108
Cumulative number of people vaccinated with 1st dose of Moderna	84,284
Cumulative number of people vaccinated with the 2 nd dose of Moderna	12,001
Cumulative number of people fully vaccinated in the URT	2,509,071

Key interventions

Surveillance

- Orientation on the third edition of IDSR Guidelines where a total of 42 R/CHMTs and 86 Health Care Workers from health facilities were trained.
- To conduct support for supervision aiming at strengthening COVID-19 active case search.
- Piloting COVID-19 APP
- Continued with follow-up of daily submission of COVID-19 line-lists from regions.

Points of Entry

- Screening was done at Points of Entry, whereby a total of 123,898 travelers were screened, of whom 29,394 (23.7%) were International travelers, 83,848 (67.7%) domestic travelers and 10,565 (8.5%) were crew members. Of the screened travelers, 8,354 (6.7%) were screened for COVID 19 using a rapid antigen test
- Verification of COVID 19 certificates was performed to overcome the challenge of counterfeit certificates, whereby a total of 18,478 certificates were verified and 5 of them from JNIA were counterfeit and were cancelled

Logistics

- Continued registering health care workers on electronic COVID-19 PORTAL system that allows them to report on the availability of covid-19 health commodities.
- Updated users and facility information about the COVID-19 portal system and its application.
- Followed-up on the number of registered health facilities that reports on the COVID PORTAL
- Received and analyzed reports on the availability of health commodities from registered health facilities on COVID-19 PORTAL.
- Participate on intra action review (IAR) of vaccination process.

Continuation of essential Health Services

- Continued monitoring public and private Hospitals as they attend patients and provide reports all while adhering to COVID-19 precautions.
- Participated in Covid-19 vaccine demand creation activity to Peace Corps

Risk Communication and Community Engagement (RCCE)

- Continued with community-based initiatives in 16 regions through community outreach programs which are being implemented by engaging vaccinators, Community Health Workers and other community influencers to promote and enable community uptake of COVID-19 vaccines as well as defaulter tracing.
- Continued with the strategy to reach out to places of work and institutions is on-going to provide opportunity for workers and employees to have opportunity to receive COVID-19 health education and COVID-19 vaccines services to those who consent while at their places of work.

Vaccination

- Conducted Intra- action review meeting to evaluate COVID-19 vaccination in the country
- Distributed COVID-19 vaccine to 5 regions

Distribution of cases and deaths by region

**Table 1: COVID-19 Confirmed Cases and Deaths by Region, 19th to 25th February, 2022
Tanzania Mainland**

S/N	Region	New Confirmed Cases	New Deaths
1	Dar Es Salaam	35	0
2	Mwanza	7	1
3	Shinyanga	2	0
4	Dodoma	0	0
5	Kilimanjaro	0	0
6	Mbeya	4	0
7	Arusha	14	0
8	Iringa	0	0
9	Kagera	0	0
10	Kigoma	0	0
11	Lindi	0	0
12	Manyara	0	0
13	Morogoro	0	0
14	Mtwara	0	0
15	Geita	0	0
16	Katavi	0	0
17	Mara	1	0
18	Njombe	0	0
19	Pwani	0	0
20	Rukwa	0	0
21	Ruvuma	0	0
22	Simiyu	0	0
23	Singida	0	0
24	Songwe	0	0
25	Tabora	0	0
26	Tanga	1	0
	Total	64	1