

THE UNITED REPUBLIC OF TANZANIA  
MINISTRY OF HEALTH



COVID-19 SITUATION REPORT: NO. 23  
From 12<sup>th</sup> to 18<sup>th</sup> February, 2022

1. Key highlights

Highlight 1: COVID-19 Cases, Deaths and Laboratory Testing

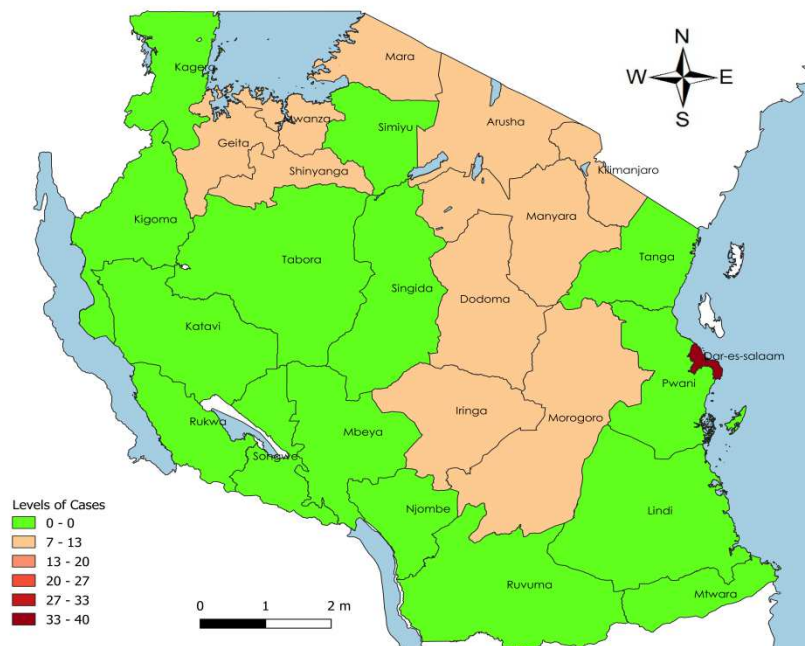
- Cumulative total of **33,620 confirmed cases** and **798 deaths (CFR 2.4%)** reported since March 2020
- Cumulative total of **455,776 laboratory tests (RT PCR)** performed, with a **7.4% Positivity Rate**
- Total of **8,047 new laboratory tests (RT PCR)** performed during the week with positivity rate of **0.9%**
- **Less new confirmed cases (71)** reported during the week, compared to those reported in the previous week (**113 new cases**), showing a **37.2% decrease**
- **Two (02) new deaths** reported during the week, an decrease in number from **04 deaths** reported in the previous week
- No new cases or deaths reported among healthcare workers during the week
- Cumulative total of **3,351 confirmed cases among healthcare workers**

Highlight 2: COVID-19 Vaccination Status

- Cumulative total of **2,374,800 people fully vaccinated to-date**

Highlight 3: Geographical Distribution of COVID-19 Cases from 12<sup>th</sup> to 18<sup>th</sup> February, 2022 Tanzania Mainland

Distribution of COVID-19 Confirmed Cases from 12 to 18 February, 2022 in Tanzania Mainland

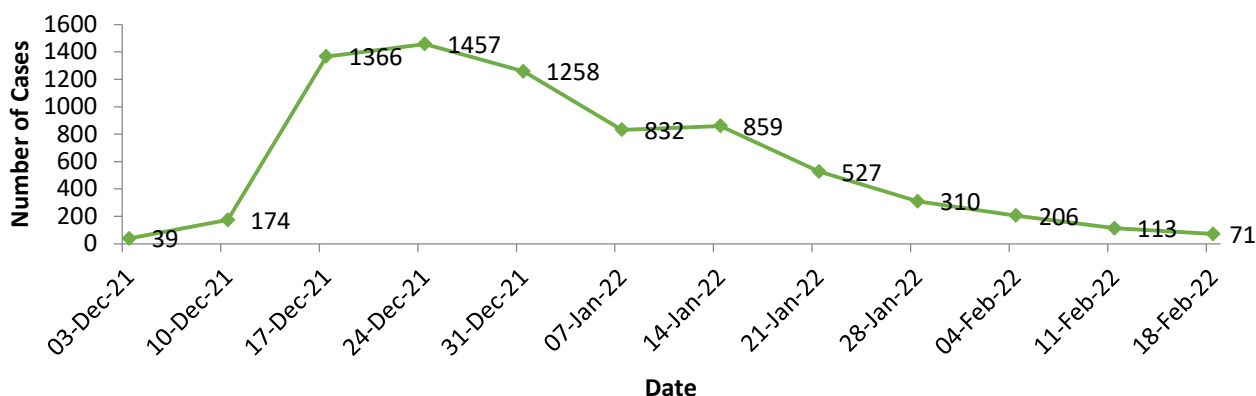


## 2. Epidemiology and Surveillance

### A. Cases, Deaths, and Alerts

New confirmed cases during the week	71
Cumulative confirmed cases	33,620
New deaths during the week	02
Cumulative deaths	798
Number of alerts validated during the week	23

### Weekly trend of COVID-19 Confirmed Cases



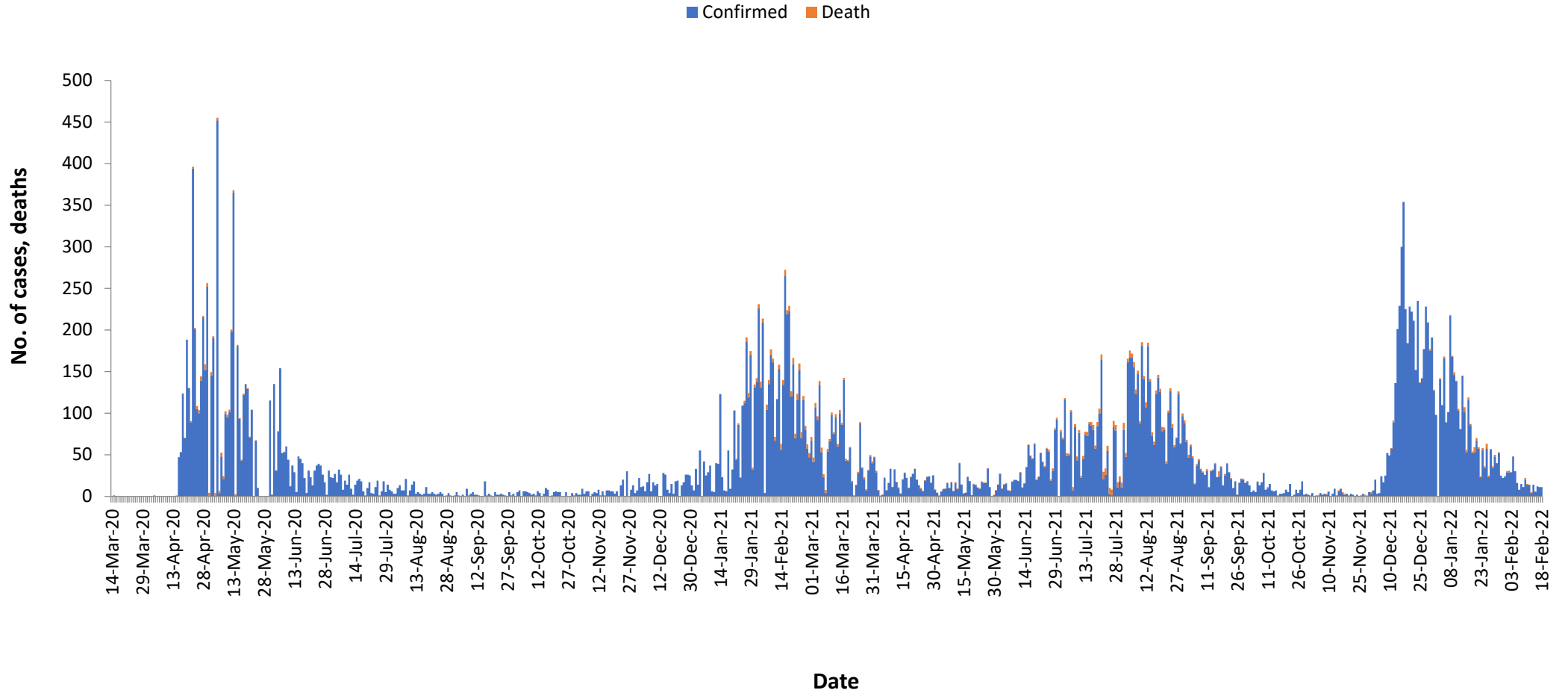
- New confirmed cases started to increase from 3<sup>rd</sup> to 24<sup>th</sup> December, 2021. A downward trend was observed from end December, 2021. In the current week, number of cases reported decreased by 37.2% from the previous week.

**Table 1. Daily reporting of cases and deaths during the week**

Date of reporting	Confirmed cases	Confirmed COVID-19 deaths
12-Feb-22	14	0
13-Feb-22	4	1
14-Feb-22	14	0
15-Feb-22	5	1
16-Feb-22	12	0
17-Feb-22	11	0
18-Feb-22	11	0

## COVID-19 Epidemiological situation

Figure 2: COVID – 19 Confirmed Cases and Deaths, 05<sup>th</sup> to 11<sup>th</sup> February, 2022 Tanzania Mainland



<b>B. Laboratory Testing</b>	
Total number of new tests performed (RT PCR)	8,047
New tests performed for exiting travellers (RT PCR)	7,881
Cumulative number of tests (RT PCR)	455,776
New screening tests performed for arriving travellers at PoE (RDT)	6,283

<b>C. Bed occupancy on 18 February, 2022</b>	
Total COVID-19 beds	4,355
Number of COVID-19 beds occupied at the end of the day	25
Total ICU beds	237
Number of ICU beds occupied at the end of the day	1

<b>D. Vaccination</b>	
New People vaccinated during the week 1 <sup>st</sup> Dose (Sinopharm)	<b>32,758</b>
New People vaccinated during the week 2 <sup>nd</sup> Dose (Sinopharm)	<b>611,117</b>
Cumulative number of people vaccinated with 1 <sup>st</sup> dose of Sinopharm	<b>1,360,251</b>
Cumulative number of people vaccinated with 2 <sup>nd</sup> dose of Sinopharm	<b>882,281</b>
New people vaccinated with Janssen during the week	<b>36,732</b>
Cumulative number of people vaccinated with Janssen (JJ)	<b>1,132,636</b>
New people vaccinated with 1 <sup>st</sup> dose of Pfizer	<b>41,887</b>
New people vaccinated with 2 <sup>nd</sup> dose of Pfizer	<b>44,573</b>
Cumulative number of people vaccinated with 1 <sup>st</sup> dose of Pfizer	<b>502,396</b>
Cumulative number of people vaccinated with 2 <sup>nd</sup> dose of Pfizer	<b>211,620</b>
New people vaccinated with 1 <sup>st</sup> dose of Moderna	<b>18,723</b>
New people vaccinated with 2 <sup>nd</sup> dose of Moderna	<b>3,068</b>
Cumulative number of people vaccinated with 1st dose of Moderna	<b>58,498</b>
Cumulative number of people vaccinated with the 2 <sup>nd</sup> dose of Moderna1	<b>4,990</b>
Cumulative number of people fully vaccinated in the URT	<b>2,374,800</b>

## **Key interventions**

### **Surveillance**

- Conducted training on Event Based Surveillance (EBS) for facility Health Care Workers, Council and Region Health Management Teams. A total of 146 members were trained.
- Continued with follow-up of daily submission of COVID-19 line-lists from regions.

### **Points of Entry**

- Screening was done at Points of Entry, whereby a total of 123,449 travelers were screened, of whom 29,233 (23.7%) were International travelers, 84,141 (68.2%) domestic travelers and 10,110 (8.6%) were crew members. Of the screened travelers, 6,283 (8.2%) were screened for COVID 19 using a rapid antigen test
- Verification of COVID 19 certificates was performed to overcome the challenge of counterfeit certificates, whereby a total of 18,363 certificates were verified.

### **Logistics**

- Continued registering health care workers on electronic COVID-19 PORTAL system that allows them to report on the availability of covid-19 health commodities.
- Updated users and facility information about the COVID-19 portal system and its application.
- Followed-up on the number of registered health facilities that reports on the COVID PORTAL
- Received and analyzed reports on the availability of health commodities from registered health facilities on COVID-19 PORTAL.
- Prepared for training on installation and maintenance of ventilators donated by GIZ.

## **Continuation of essential Health Services**

- Continued monitoring public and private Hospitals as they attend patients and provide reports all while adhering to COVID-19 precautions.

### **Vaccination**

- Distributed COVID-19 vaccines to Dar es salaam and Lindi regions
- Followed up and entered backload data for COVID-19 vaccination in the Chanjo Covid system conducted, also addressing challenges on the ground including training DIVO's and IT personnel.
- Distributed Vaccines for routine immunization to all regions for the first quarter (January – March 2022) and distributed COVID-19 vaccines to Pwani, Tabora, Kigoma, Mara and Simiyu regions.

## Distribution of cases and deaths by region

**Table 1: COVID-19 Confirmed Cases and Deaths by Region, 12 to 18 February, 2022  
Tanzania Mainland**

S/N	Region	New Confirmed Cases	New Deaths
1	Dar Es Salaam	40	0
2	Mwanza	4	2
3	Shinyanga	1	0
4	Dodoma	2	0
5	Kilimanjaro	1	0
6	Mbeya	0	0
7	Arusha	11	0
8	Iringa	3	0
9	Kagera	0	0
10	Kigoma	0	0
11	Lindi	0	0
12	Manyara	2	0
13	Morogoro	1	0
14	Mtwara	0	0
15	Geita	1	0
16	Katavi	0	0
17	Mara	5	0
18	Njombe	0	0
19	Pwani	0	0
20	Rukwa	0	0
21	Ruvuma	0	0
22	Simiyu	0	0
23	Singida	0	0
24	Songwe	0	0
25	Tabora	0	0
26	Tanga	0	0
	<b>Total</b>	<b>71</b>	<b>2</b>