

**THE UNITED REPUBLIC OF TANZANIA
MINISTRY OF HEALTH**



**COVID-19 SITUATION REPORT: NO. 22
From 05 to 11 February, 2022**

1. Key highlights

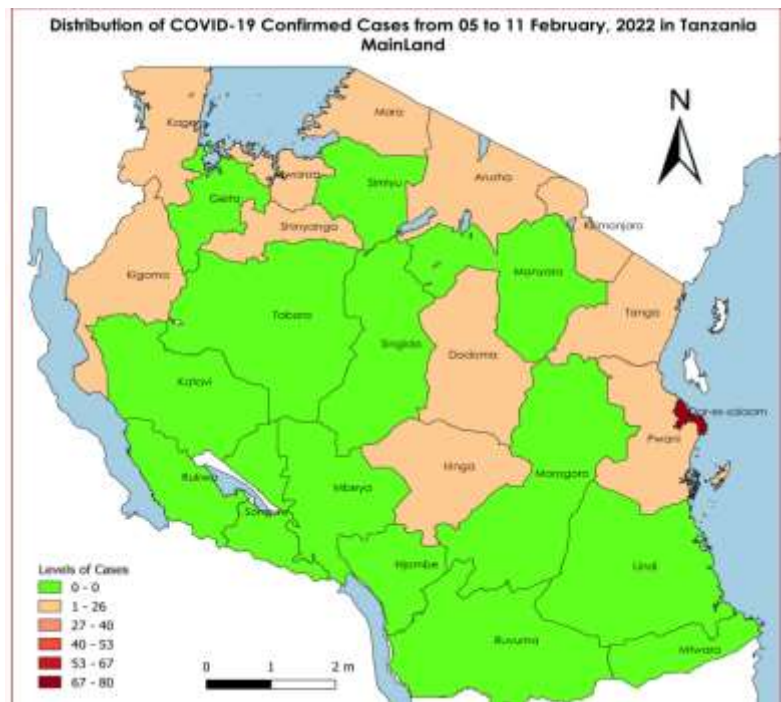
Highlight 1: COVID-19 Cases, Deaths and Laboratory Testing

- Cumulative total of **33,549 confirmed** cases and **796 deaths (CFR 2.4%)** reported since March 2020
- Cumulative total of **447,895** laboratory tests (RT PCR) performed, with a **7.5%** Positivity Rate
- Total of **7020** new laboratory tests (RT PCR) performed during the week
- **Less new confirmed cases (113)** reported during the week, compared to those reported in the previous week (**206 new cases**), showing a **45% decrease**
- **Four (04) new deaths** reported during the week, an increase in number from **03 deaths** reported in the previous week
- No new cases or deaths reported among healthcare workers during the week
- Cumulative total of **3,351** confirmed cases among healthcare workers

Highlight 2: COVID-19 Vaccination Status

- Cumulative total of **2,205,815** people fully vaccinated to-date

Highlight 3: Geographical Distribution of COVID-19 Cases from 05 to 11 February, 2022 Tanzania Mainland

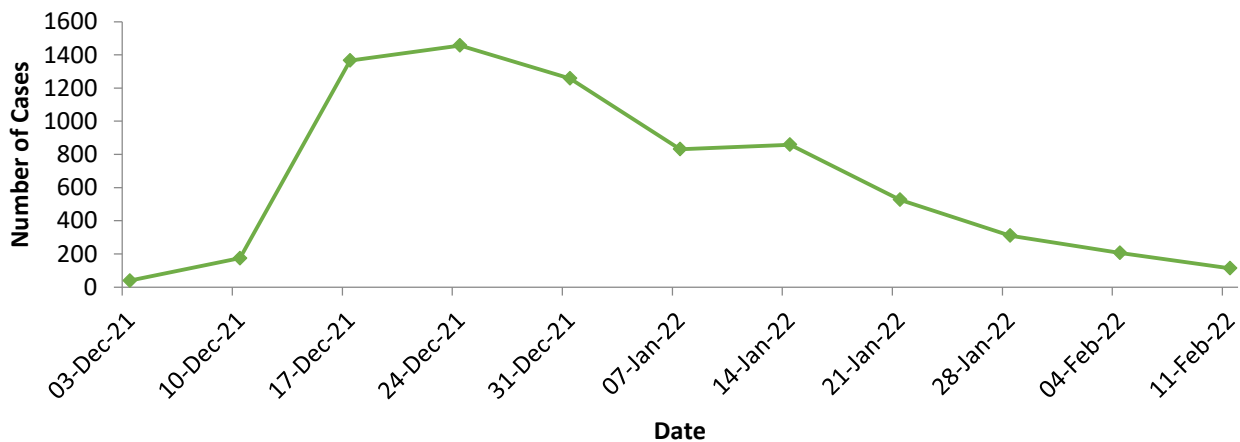


2. Epidemiology and Surveillance

A. Cases, Deaths, and Alerts

New confirmed cases during the week	113
Cumulative confirmed cases	33,549
New deaths during the week	04
Cumulative deaths	796
Number of alerts validated during the week	18

Weekly trend of COVID-19 Confirmed Cases



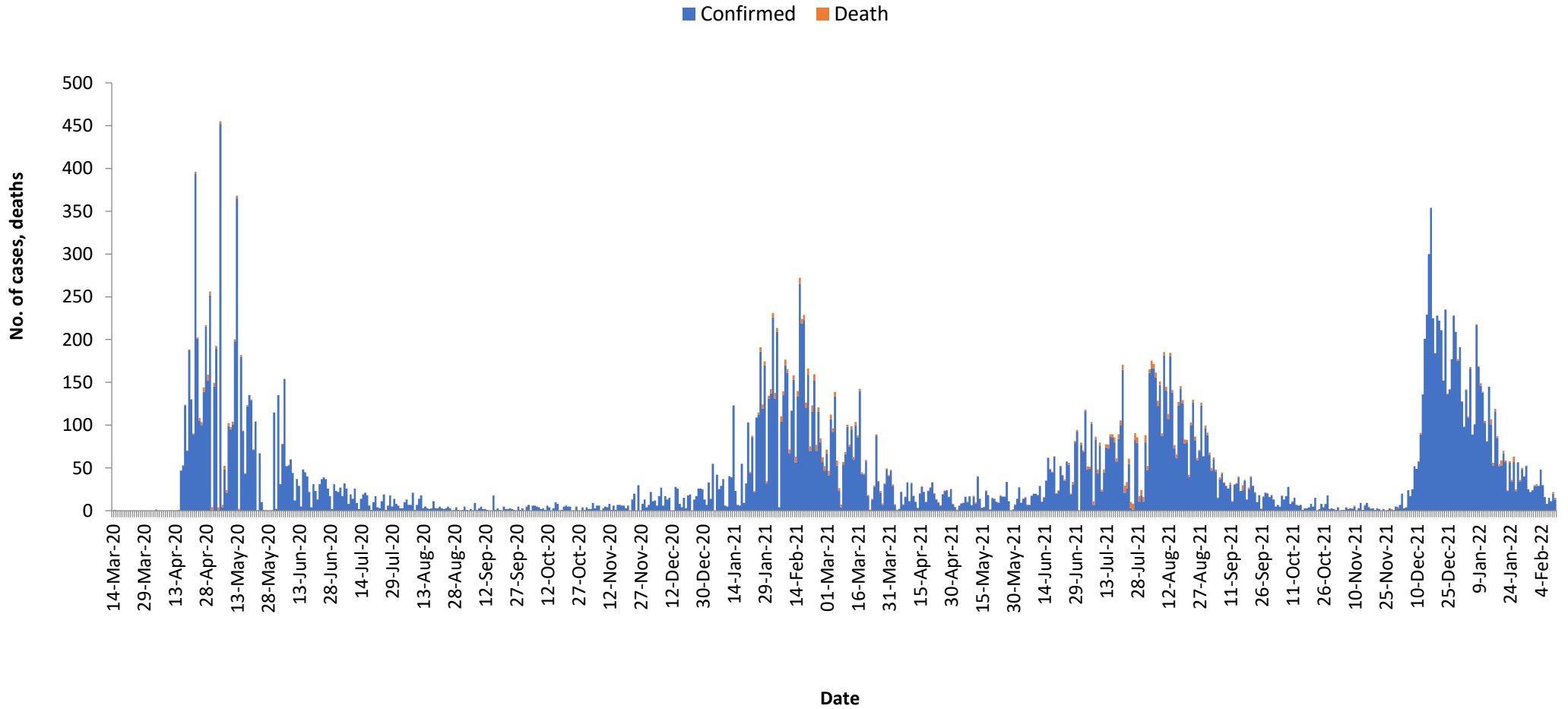
- New confirmed cases started to increase from 3rd to 24th December, 2021. A downward trend was observed from end December, 2021. In the current week, number of cases reported decreased by 45% from the previous week

Table 1. Daily reporting of cases and deaths during the week

Date of reporting	Confirmed cases	Confirmed COVID -19 deaths
05-Feb-22	30	0
06-Feb-22	16	0
07-Feb-22	8	0
08-Feb-22	15	0
09-Feb-22	11	0
10-Feb-22	20	2
11-Feb-22	13	2

COVID-19 Epidemiological situation

Figure 2: COVID – 19 Confirmed Cases and Deaths, 05 to 11 February, 2022 Tanzania Mainland



B. Laboratory Testing	
Total number of new tests performed (RT PCR)	7,020
New tests performed for exiting travellers (RT PCR)	6,808
Cumulative number of tests (RT PCR)	447,895
New screening tests performed for arriving travellers at PoE (RDT)	6,283

C. Bed occupancy on 11 February, 2022	
Total COVID-19 beds	4,355
Number of COVID-19 beds occupied at the end of the day	47
Total ICU beds	237
Number of ICU beds occupied at the end of the day	4

D. Vaccination

New People vaccinated during the week 1 st Dose (Sinopharm)	38,935
New People vaccinated during the week 2 nd Dose (Sinopharm)	68,210
Cumulative number of people vaccinated with 1 st dose of Sinopharm	1,313,052
Cumulative number of people vaccinated with 2 nd dose of Sinopharm	791,376
New people vaccinated with Janssen during the week	21,557
Cumulative number of people vaccinated with Janssen (JJ)	1,095,904
New people vaccinated with 1 st dose of Pfizer	59,050
New people vaccinated with 2 nd dose of Pfizer	41,638
Cumulative number of people vaccinated with 1 st dose of Pfizer	465,049
Cumulative number of people vaccinated with 2 nd dose of Pfizer	173,536
New people vaccinated with 1 st dose of Moderna	18,029
New people vaccinated with 2 nd dose of Moderna	1,656
Cumulative number of people vaccinated with 1st dose of Moderna	38,649
Cumulative number of people vaccinated with the 2 nd dose of Moderna1	1,726

Key interventions

Surveillance

- Participated in a reviewing COVID-19 Response Plan III together with other pillars under coordination pillar guidance.
- Continued to follow up daily submission of COVID-19 line-lists from regions.
- Conducted orientation training of third edition of IDSR Guidelines in Rukwa region where a total of 42 R/CHMTs and 225 Surveillance Officer from health facilities was trained.
- Conducted a joint meeting with National Laboratory and developed the action plan on the use of National Laboratory data in the country.
- Continued with follow-up of daily submission of COVID-19 line-list from regions where on average 19 regions submitted line-list daily

Points of Entry

- Screening was done at Points of Entry, whereby a total of 117,795 travelers were screened, of whom 23,311 (22.3%) were International travelers, 81,374 (69.1%) domestic travelers and 10,110 (8.6%) were crew members. Of the screened travelers, 6,283 (5.3%) were screened for COVID 19 using a rapid antigen test
- Verification of COVID 19 certificates was performed to overcome the challenge of counterfeit certificates, whereby a total of 17,673 certificates were verified and 2 of them were counterfeit and were cancelled at Julius Nyerere International Airport

Logistics

- Continued registering health care workers on electronic COVID-19 PORTAL system that allows them to report on the availability of covid-19 health commodities.
- Updated users and facility information about the COVID-19 portal system and its application.
- Received and analyzed reports on the availability of health commodities from registered health facilities on COVID-19 PORTAL
- Prepared the distribution list of donated health commodities.
- Following up on the distribution status of donated health commodities to various health facilities.
- Updated logistical activities in the national covid-19 response plan in Dar ES Salaam.

Risk Communication and Community Engagement (RCCE)

- Continued with community-based initiatives countrywide through community outreach programs which are being implemented by engaging vaccinators, Community Health Workers and other community influencers to promote and enable community uptake of COVID-19 vaccines as well as defaulter tracing.

- Continued with the strategy to reach public institutions for sensitization and uptake of vaccines at national level of which five institutions were reached, 650 workers were sensitized and 160 received vaccines upon sensitization.

Continuation of essential Health Services

- Continued with retrospective survey to analyse the impact of COVID-19 wave 1 up to 3 on the disruption of essential health services in Tanzania in collaboration with the University of Dar es Salaam and WHO
- The pillar also Participated in the Final Review of Response Plan 4 from 7th to 11th February, 2022.
- Participated in a reviewing COVID-19 Response Plan III together with other pillars under coordination pillar guidance.

Vaccination

- prepared Rapid assessment and response plan aiming at identifying magnitude challenges and take actions towards reducing vaccines defaulters
- Distributing COVID-19 vaccine to Dar es salaam and Lindi regions

Distribution of cases and deaths by region

**Table 1: COVID-19 Confirmed Cases and Deaths by Region, 05 to 11 February, 2022
Tanzania Mainland**

S/N	Region	New Confirmed Cases	New Deaths
1	Dar Es Salaam	80	0
2	Mwanza	5	2
3	Shinyanga	2	0
4	Dodoma	2	2
5	Kilimanjaro	7	0
6	Mbeya	0	0
7	Arusha	3	0
8	Iringa	3	0
9	Kagera	2	0
10	Kigoma	3	0
11	Lindi	0	0
12	Manyara	0	0
13	Morogoro	0	0
14	Mtwara	0	0
15	Geita	0	0
16	Katavi	0	0
17	Mara	3	0
18	Njombe	0	0
19	Pwani	1	0
20	Rukwa	0	0

21	Ruvuma	0	0
22	Simiyu	0	0
23	Singida	0	0
24	Songwe	0	0
25	Tabora	0	0
26	Tanga	2	0
Total		113	04